

BS-527 GENERAL PURPOSE SLAVE INDICATION LUMINAIRE WITH BUZZER



TECHNICAL CHARACTERISTICS (for LED MODULE Specs. see page 3)

OPERATION VOLTAGE	10-28V DC
MAXIMUM CONSUMPTION	60mA at 12V DC / 70mA at 24V DC
LIGHT SOURCE	White LED's
SOUND OUTPUT	80dB Internal buzzer
DEGREES OF COVER PROTECTION	IP 40
PRODUCED IN ACCORDANCE WITH	EN 60598-1, EN 60598-2-1, EN 61547, EN 55015
OPERATION TEMPERATURE RANGE	0 to 40 °C
RELATIVE HUMIDITY	Up to 95%
CONSTRUCTION MATERIALS	Bayblend FR3010, transparent polycarbonate
EXTERNAL DIMENSIONS	262 x 100 x 51 mm
TYPICAL WEIGHT	340gr.
GUARANTEE	3 years

**Thank you for your trust in our products.
Olympia Electronics - European manufacturer.**

GENERAL

The BS-527 is one of the indication means and in case of activation, it produces a sound signal with the use of the internal buzzer and an optical signal by lighting the led strip on the front side (*see jumper selections*). So with these actions the public notice the sort of the danger. It cooperates with any detection panel that includes a 12-24VDC output.

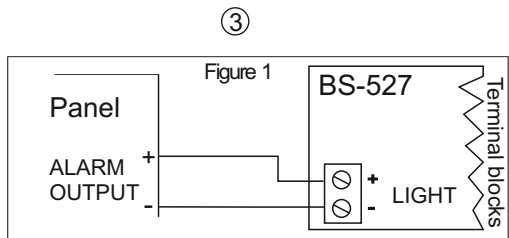
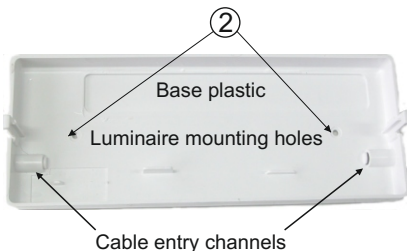

ATTENTION!!!

1. Operations for installation, maintenance or testing must be done by authorized personnel only.

INSTALLATION

To install the device follow the installation instructions below.

Installation instructions



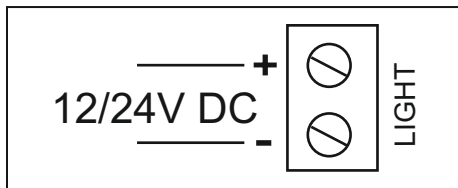



Figure 2 (Standard Connection)



- 1 To install the luminaire you must dismantle it into 3 parts. Place a flat blade screwdriver in the area **A** to release the diffuser's plastic hook. Place a flat blade screwdriver in the area **B** to release the reflector's plastic hook.
- 2 Use the included mounting parts to mount the base plastic. Pass the mains cable through a cable entry channel.
- 3 Connect the terminal block to the output of the control panel.
The Light and Buzzer functions depend on the jumper settings, as you can see bellow.
- 4 Refit the reflector and the diffuser (mind the correct orientation) and the luminaire is ready to operate. *The included self-adhesive indication **STOP GAS** must be placed on the inner side of the diffuser.*



The light source contained in this luminaire shall only be replaced by the manufacturer, or his agent, or a similar qualified person.
NOTE! The light source is non-user replaceable.

Jumper selections



	BUZZER	LIGHT
ON 	Steady sound	Permanent ON
OFF 	Intermittent sound	Blink

LED MODULE CHARACTERISTICS

	BS-527
Manufacturer	Olympia Electronics S.A.
Model Number	0611163
Voltage Range	8.7-10.8VDC
Nominal Power	585mW
Connections	Cable connection between main pcb and led module
Temperature (tc)	45 °C max. across the board

WARRANTY

Olympia Electronics guarantees the quality, condition and operation of the goods. The period of warranty is specified in the official catalogue of Olympia Electronics and also in the technical leaflet, which accompanies each product. This warranty ceases to exist if the buyer does not follow the technical instructions included in official documents given by Olympia Electronics or if the buyer modifies the goods provided or has any repairs or re-setting done by a third party, unless Olympia Electronics has fully agreed to them in writing. Products that have been damaged can be returned to the premises of our company for repair or replacement, as long as the warranty period is valid. Olympia Electronics reserves the right to repair or to replace the returned goods and to or not charge the buyer depending on the reason of deflection. Olympia Electronics reserves the right to charge or not the buyer the transportation cost.

HEAD OFFICE

72nd km. O.N.R. Thessaloniki-Katerini
P.C. 60300 P.O. Box 06 Eginio Pierias Greece
www.olympia-electronics.gr
info@olympia-electronics.gr