

40 years
Celebrating
1979-2019



**olympia™
electronics**
SAFETY & SECURITY SYSTEMS

for a safer world!

CATALOGUE

2019
SPRING

Exports to
72
countries


Certified safety & security systems



Be safe.



1. KMG-0081
BS EN 60598-2-22
2. KMG-0085
BS EN 62334



Be ready.



0110a/01
0110b/01
0110c/01
0110d/01
0110e/01
0110f/01

European
manufacturer



www.olympia-electronics.gr

40 years
Celebrating
1979-2019



**olympia[™]
electronics**
SAFETY & SECURITY SYSTEMS

for a safer world!



for a safer world!

OUR COMPANY

— since 1979 —

Innovative electronic safety and security systems
185 employees with 10% in R & D department
Strong presence in over 72 countries
Purely Greek company
Certified products according to the European Norms

PRODUCTS

Emergency lighting
Fire detection systems
Gas detection systems
Burglar alarm and security systems
Access control systems (Card Switches)
Motion detectors
Electronic room thermostats
Electronic sirens
Electronic insect traps (HACCP standards)

Emergency lighting & fire detection systems for marine applications

EXPORTS

We export to 72 countries:

- ♥ European Union
- ♥ Eastern European countries & Russia
- ♥ Middle East and Gulf States
- ♥ Africa
- ♥ America
- ♥ Australia



QUALITY

OLYMPIA ELECTRONICS S.A. aiming in the quality, has adopted in the last years, production and inspection procedures that have supplied the market with products that are totally in accordance with European Norms (EN).

For the production, the company applies advanced systems "world class manufacturing" such as lean systems , TPM, 5S which give it competitive advantages.

Its products allocate certificates from various certification bodies such as: LPCB, VdS, Lloyd's Register H.E.E.Q.A.C, EVPU, BSI, e.t.c.

The company applies a complete management system IQMS "oly q" which include quality management systems, as well as environmental, hygiene and personnel safety management systems.

Olympia Electronics S.A. has been certified according to ISO9001, OHSAS 18001, ISO 140001.




1.KPM640081
BS EN 60598-2-22
2.KPM640086
BS EN 62034
3.KPM640088
BS EN 62547-2-7
1010a/01
1010a/02
1010b/01
1010b/02
1010c/01
1010c/02
1010d/01
1010d/02



1010a/01
1010a/02
1010b/01
1010b/02
1010c/01
1010c/02
1010d/01
1010d/02





REFERENCE LIST

AIRPORTS (GREECE)

Heraklion, Chania, Sitia,
Lefkada, Thessaloniki, New
Aghialos, Mykonos.

HOSPITALS (GREECE)

General University Hospital of
Larissa, Paidon Pentelis, Henry
Dunant Hospital Center,
Evaggelismos.

TUNNELS (GREECE)


National Road of Athens -
Thessaloniki, National Road of
Athens - Kalamata, Egnatia
Odos, Underwater tunnel Aktio
- Preveza, Rio - Antirio Bridge.

VARIOUS INSTALLATIONS (GREECE)

Helicopter Base of Marathon,
Olympic Village, Olympic
games committee, Stadium of
Eirinis & Filias, Technological
Institute of Heraklion ,
Univercity of Chania,
Shopping Mall SATURN /
Thessaloniki, Macedonian
Thrace Brewery SA / Komotini,
TAP / Cosmos Offices
Thessaloniki.

HOTELS (GREECE)

Grand Serai / Ionnina,
Grand Hotel /Thessaloniki,
Mediterranean Palace Hotel /
Thessaloniki, Mediterranean
Village / Katerini, Caldera
Palace / Heraklion Crete,
Hilton / Athens, Pentelikon /
Athens, King George / Athens,
Hotel Grande Bretagne /
Athens, Sofitel (airport) /
Athens.



AIRPORTS (INTERNATIONAL)

Arlanda Airport / Sweden
 Landvetter Airport / Sweden
 Lisbon Airport / Portugal
 New Delhi Airport / India
 Frankfurt Airport / Germany
 Doha International Airport / Qatar.

HOTELS (INTERNATIONAL)

Hotel Asplund / Sweden,
 Movenpick / Petra, Jordan,
 Le Royal Hotel / Dbayah,
 Libanon, Desert Night Camp / Oman.

VARIOUS INSTALLATIONS (INTERNATIONAL)

Frescati university library / Sweden, Happel Stadium / Vienna, Austria, Schwerin metro / Germany, Better Life Appliances for Cayan Tower / Dubai, Hushagsgymnasiet school / Sweden, Sportsarena Änglagården / Sweden, Twin Tower / Libanon, Kadrah Grid Station / Oman, ARGO OFFICES / Prague, Czech Republic, Prioritet Serneke Arena / Sweden, Press conference center of the Olympic Games Rio / Brazil

SHOPPING MALLS (INTERNATIONAL)

Armada shopping center / United Kingdom, Solaris shopping center / Estonia, Bergvik shopping center / Sweden, El Corte Inglés / Spain, Shopping center Mitt I city / Sweden.



EMERGENCY LIGHTING



SLIM LEDs LIGHT

IP40 18m



S-20000/S65L



S-20000/S65R



S-20000/S65D

Type	Code	Battery	Duration	Consumption	Light output (Mains / Emergency)	Gross weight
------	------	---------	----------	-------------	----------------------------------	--------------

LED EMERGENCY LUMINARY, PROGRAMMABLE, SELF-TESTING, MAINTAINED / NON-MAINTAINED WITH OPTICAL IR REMOTE CONTROL

GR-2000	923200000	3,6V/1Ah Ni-Cd	2-7 h	3,8W/8,2VA	125/125 lm	415 gr.
---------	-----------	----------------	-------	------------	------------	---------

ACCESSORIES	Code	Description	Gross weight
A-2000/W	927200000	Set left - right decorative covers for GR-2000 (white color)	16 gr.
A-2000/B	927200001	Set left - right decorative covers for GR-2000 (bronze color)	16,5 gr.
IRT200A	927200100	Remote control (15 keys)	32,5 gr.

The packaging contains 12pcs.



GR-2100/OPAL
GR-2110/OPAL



GR-2100
GR-2110

SLIM LEDs LIGHT

IP30 22m



S-21000/S65L



S-21000/S65R



S-21000/S65D

Type	Code	Battery	Duration	Consumption	Light output (Mains / Emergency)	Gross weight
------	------	---------	----------	-------------	----------------------------------	--------------

LED EMERGENCY LUMINARIES, SELF-TESTING, MAINTAINED

GR-2100/ST/M	923210002	3,6V/600mAh Ni-Cd	1,5 h	3,3W / 3,6VA	100/100 lm	542 gr.
GR-2100/ST/OPAL/M	923210003	3,6V/600mAh Ni-Cd	1,5 h	3,3W / 3,6VA	100/100 lm	542 gr.
GR-2110/ST/M	923211006	3,6V/1,5Ah Ni-Cd	3 h	3,3W / 3,6VA	100/100 lm	623 gr.
GR-2110/ST/OPAL/M	923211007	3,6V/1,5Ah Ni-Cd	3 h	3,3W / 3,6VA	100/100 lm	623 gr.

The packaging contains 20pcs.

The above luminaries have the capability to host either addressable module GR-6600/ADR, wireless module GR-6600/WL, relay module GR-6600/REL or remote module GR-6600/RM and change their connectivity status. These modules can be found on pg.38.

LED EMERGENCY LUMINARIES, SELF-TESTING, MAINTAINED

GR-2100/ST	923210004	3,6V/600mAh Ni-Cd	1,5 h	3,4W / 3,6VA	110/110 lm	534 gr.
GR-2100/ST/OPAL	923210005	3,6V/600mAh Ni-Cd	1,5 h	3,4W / 3,6VA	110/110 lm	534 gr.
GR-2110/ST	923211004	3,6V/1,5Ah Ni-Cd	3 h	3,4W / 3,6VA	110/110 lm	612 gr.
GR-2110/ST/OPAL	923211005	3,6V/1,5Ah Ni-Cd	3 h	3,4W / 3,6VA	110/110 lm	612 gr.


The packaging contains 20pcs.

LED EMERGENCY LUMINARIES, MAINTAINED / NON-MAINTAINED

GR-2100	923210000	3,6V/600mAh Ni-Cd	1,5 h	2,7W / 3VA	40/100 lm	562 gr.
GR-2100/OPAL	923210001	3,6V/600mAh Ni-Cd	1,5 h	2,7W / 3VA	40/100 lm	562 gr.
GR-2110	923211002	3,6V/1Ah Ni-Cd	3 h	3W / 3,5VA	40/100 lm	570 gr.
GR-2110/OPAL	923211003	3,6V/1Ah Ni-Cd	3 h	3W / 3,5VA	40/100 lm	570 gr.

The packaging contains 20pcs.

ACCESSORIES - WOODEN BASE	Code	Color	Gross weight
WB-2100/CH	927210000	Cherry	284 gr.
WB-2100/NC	927210001	Natural Cherry	296,5 gr.
WB-2100/WN	927210002	Walnut	217 gr.





SLIM LIGHT



IP42 15m



S-00801/S65L



S-00801/S65R



S-00801/S65D

*They have CNBOP-PIB certification

Type	Code	Battery	Duration	Consumption	Light output (Mains / Emergency)	Gross weight
LED EMERGENCY LUMINARIES, MAINTAINED / NON-MAINTAINED						
GR-8/leds*	923378005	3,6V/600mAh Ni-Cd	1,5 h	2,7W/3VA	40/100 lm	396 gr.
GR-9/leds*	923009007	3,6V/1Ah Ni-Cd	3 h	3W/3,5VA	38/100 lm	410 gr.

The packaging contains 20pcs.



ACCESSORIES	Code	Description	Gross weight
A-3008	927300800	Base for recessed mounting on suspended ceiling (A-3018 Suspended ceiling mounting springs are included)	273 gr.



CLASSIC LIGHT

IP20 18m



S-10800/S65L



S-10800/S65R



S-10800/S65D

Type	Code	Battery	Duration	Consumption	Light output (Mains / Emergency)	Gross weight
LED EMERGENCY LUMINARIES, MAINTAINED / NON-MAINTAINED						
GR-151-3/L*	923151004	3,6V/1Ah Ni-Cd	3 h	3W / 4 VA	30 / 75 lm	672 gr.
GR-108/12L/90	923108013	3,6V/600mAh Ni-Cd	1,5 h	2,5W / 3VA	40 / 100 lm	635 gr.
GR-109/12L/180	923109004	3,6V/1Ah Ni-Cd	3 h	3W / 3,5VA	38 / 100 lm	635 gr.

The packaging contains 16pcs.

LED EMERGENCY LUMINARY, SELF-TESTING, MAINTAINED (38-44V AC)

GR-119/6L/42V/KL**	923119007	4,8V/1,5Ah Ni-Cd	1,5 h	4,7W / 8,7VA	205 / 340 lm	730 gr.
--------------------	-----------	------------------	-------	--------------	--------------	---------



ACCESSORIES	Code	Description	Gross weight
A-1015	927101500	Base for recessed mounting on suspended wall or ceiling	273,5 gr.

*Suitable for marine installation

**Suitable for elevators



EASY LIGHT



KM640081
BS EN 60598-2-22

*They have BSI & CNBOP-PIB certifications



S-31101/S65L



S-31101/S65R



S-31101/S65D

Type	Code	Battery	Duration	Consumption	Light output (Mains / Emergency)	Gross weight
LED EMERGENCY LUMINARIES, SELF-TESTING, MAINTAINED						
GR-315/15L/A*	923315024	3,6V/600mAh Ni-Cd	1,5 h	3,4W/3,8VA	105/105 lm	806 gr.
GR-316/15L/A*	923316020	3,6V/1,5Ah Ni-Cd	3 h	3,3W/3,7VA	105/105 lm	883 gr.
GR-315/30L/A*	923315025	3,6V/1,5Ah Ni-Cd	1,5 h	4,5W/4,9VA	210/210 lm	883 gr.
GR-316/30L/A*	923316021	3,6V/3Ah Ni-Cd	3 h	5,3W/5,6VA	210/210 lm	940 gr.
GR-315/4P/A	923315026	4,8V/1,5Ah Ni-Cd	1,5 h	4,7W/5,1VA	175/350 lm	940 gr.
GR-315/6P/A	923315027	4,8V/3Ah Ni-Cd	1,5 h	6,2W/6,5VA	245/480 lm	1025 gr.
GR-316/4P/A	923316022	4,8V/3Ah Ni-Cd	3 h	5,3W/5,7VA	175/350 lm	1000 gr.
GR-316/6P/A	923316023	4,8V/4Ah Ni-MH	3 h	6,2W/6,5VA	245/480 lm	1065 gr.
GR-308/15L/A	923308003	3,6V/3Ah Ni-Cd	8 h	3,7W/4VA	125/125 lm	825 gr.

The packaging contains 15pcs.

LED EMERGENCY LUMINARIES, NON-MAINTAINED / MAINTAINED (internal selection - without L1)

GR-310/12L/180/A	923310048	3,6V/1Ah Ni-Cd	3 h	2,9W/3,2VA	38/100 lm	840 gr.
GR-310/12L/90/A	923310049	3,6V/600mAh Ni-Cd	1,5 h	2,9W/3,2VA	40/100 lm	850 gr.
GR-310/15L/A*	923310047	3,6V/600mAh Ni-Cd	1,5 h	3,1W/3,3VA	30/105 lm	838 gr.
GR-312/15L/A*	923312026	3,6V/1,5Ah Ni-Cd	3 h	3,4W/3,6VA	30/105 lm	915 gr.
GR-310/30L/A*	923310046	3,6V/1,5Ah Ni-Cd	1,5 h	3,3W/3,5VA	30/210 lm	900 gr.
GR-312/30L/A*	923312025	3,6V/3Ah Ni-Cd	3 h	4,5W/4,8VA	30/210 lm	1028 gr.
GR-309/15L/A	923309002	3,6V/3Ah Ni-Cd	8 h	4,9W/5,2VA	35/125 lm	1000 gr.

The packaging contains 15pcs.

LED EMERGENCY LUMINARIES, NON-MAINTAINED

GR-310/4P/A	923310050	4,8V/1,5Ah Ni-Cd	1,5 h	4,3W/4,7VA	350 lm	1003 gr.
GR-310/6P/A	923310051	4,8V/3Ah Ni-Cd	1,5 h	3,5W/4VA	480 lm	1090 gr.
GR-312/4P/A	923312027	4,8V/3Ah Ni-Cd	3 h	4,6W/4,9VA	350 lm	1090 gr.
GR-312/6P/A	923312028	4,8V/4Ah Ni-MH	3 h	4,9W/5,2VA	480 lm	1140 gr.

The packaging contains 15pcs.



ACCESSORIES	Code	Description	Gross weight
A-3018	980330180	Suspended ceiling mounting springs	10,9 gr.
SP-116	922116000	Double sided PVC 6mm marking panel	294 gr.
SP-116/P/R	922116001	Double sided Plexiglass 4mm marking panel right direction	434 gr.
SP-116/P/L	922116002	Double sided Plexiglass 4mm marking panel left direction	434 gr.
SP-116/P/D	922116003	Double sided Plexiglass 4mm marking panel down direction	434 gr.



EASY LIGHT



KM640081
BS EN 60598-2-22

*They have BSI & CNBOP-PIB certifications



S-13100/S65L



S-13100/S65R



S-13100/S65D

Type	Code	Battery	Duration	Consumption	Light output (Mains / Emergency)	Gross weight
LED EMERGENCY LUMINARIES, SELF-TESTING, MAINTAINED						
GR-1315/15L*	923131500	3,6V/600mAh Ni-Cd	1,5 h	3,4W/3,8VA	105/105 lm	787 gr.
GR-1316/15L*	923131600	3,6V/1,5Ah Ni-Cd	3 h	3,3W/3,7VA	105/105 lm	866 gr.
GR-1315/30L*	923131501	3,6V/1,5Ah Ni-Cd	1,5 h	4,5W/4,9VA	210/210 lm	866 gr.
GR-1316/30L*	923131601	3,6V/3Ah Ni-Cd	3 h	5,3W/5,6VA	210/210 lm	934 gr.
GR-1315/4P	923131502	4,8V/1,5Ah Ni-Cd	1,5 h	4,7W/5,1VA	175/350 lm	930 gr.
GR-1315/6P	923131503	4,8V/3Ah Ni-Cd	1,5 h	6,2W/6,5VA	245/480 lm	1020 gr.
GR-1316/4P	923131602	4,8V/3Ah Ni-Cd	3 h	5,3W/5,7VA	175/350 lm	1020 gr.
GR-1316/6P	923131603	4,8V/4Ah Ni-MH	3 h	6,2W/6,5VA	245/480 lm	1060 gr.

The packaging contains 15pcs.

LED EMERGENCY LUMINARIES, MAINTAINED / NON - MAINTAINED (internal selection - without L1)

GR-1310/12L/180	923131004	3,6V/1Ah Ni-Cd	3 h	2,9W/3,2VA	38/100 lm	845 gr.
GR-1310/12L/90	923131005	3,6V/600mAh Ni-Cd	1,5 h	2,9W/3,2VA	40/100 lm	835 gr.
GR-1310/15L*	923131000	3,6V/600mAh Ni-Cd	1,5 h	3,1W/3,3VA	30/105 lm	841 gr.
GR-1312/15L*	923131200	3,6V/1,5Ah Ni-Cd	3 h	3,4W/3,6VA	30/105 lm	918 gr.
GR-1310/30L*	923131001	3,6V/1,5Ah Ni-Cd	1,5 h	3,3W/3,5VA	30/210 lm	918 gr.
GR-1312/30L*	923131201	3,6V/3Ah Ni-Cd	3 h	4,5W/4,8VA	30/210 lm	990 gr.

The packaging contains 15pcs.

LED EMERGENCY LUMINARIES, NON - MAINTAINED

GR-1310/4P	923131002	4,8V/1,5Ah Ni-Cd	1,5 h	4,3W/4,7VA	350 lm	985 gr.
GR-1310/6P	923131003	4,8V/3Ah Ni-Cd	1,5 h	3,5W/4VA	480 lm	1075 gr.
GR-1312/4P	923131202	4,8V/3Ah Ni-Cd	3 h	4,6W/4,9VA	350 lm	1075 gr.
GR-1312/6P	923131203	4,8V/4Ah Ni-MH	3 h	4,9W/5,2VA	480 lm	1125 gr.

The packaging contains 15pcs.



ACCESSORIES	Code	Description	Gross weight
A-3018	980330180	Suspended ceiling mounting springs	10,9 gr.
SP-116	922116000	Double sided PVC 6mm marking panel	294 gr.
SP-116/P/R	922116001	Double sided Plexiglass 4mm marking panel right direction	434 gr.
SP-116/P/L	922116002	Double sided Plexiglass 4mm marking panel left direction	434 gr.
SP-116/P/D	922116003	Double sided Plexiglass 4mm marking panel down direction	434 gr.



COMFORT LIGHT



S-40000/S65L



S-40000/S65R



S-40000/S65D

Type	Code	Battery	Duration	Consumption	Light output (Mains / Emergency)	Gross weight
LED EMERGENCY LUMINARIES, SELF-TESTING, MAINTAINED						
GR-421/3L	923421003	3,6V/1Ah Ni-Cd	1,5 h	3,5W/7VA	220/150 lm	570 gr.
GR-421/6L	923421002	3,6V/1,5Ah Ni-Cd	1,5 h	4,5W/7,5VA	220/300 lm	635 gr.
GR-423/3L	923423003	3,6V/1,5Ah Ni-Cd	3 h	4,5W/7,5VA	220/150 lm	631 gr.
GR-423/6L	923423005	3,6V/3Ah Ni-Cd	3 h	4,9W/8,8VA	220/300 lm	711 gr.
GR-421/12L	923421007	3,6V/600mAh Ni-Cd	1,5 h	3,6W/6,5VA	100/100 lm	555 gr.
GR-421/24L	923421008	3,6V/1Ah Ni-Cd	1,5 h	4W/7VA	200/200 lm	562 gr.
GR-423/12L	923423007	3,6V/1Ah Ni-Cd	3 h	3W/6,5VA	100/100 lm	562 gr.
GR-423/24L	923423008	3,6V/2Ah Ni-MH	3 h	4W/7VA	200/200 lm	646 gr.
GR-427/12L	923427000	3,6V/3Ah Ni-Cd	8 h	3,5W/7VA	100/100 lm	692 gr.

The packaging contains 15pcs.

LED EMERGENCY LUMINARIES, NON - MAINTAINED

GR-408/3L	923408004	3,6V/1Ah Ni-Cd	1,5 h	3VA	150 lm	614 gr.
GR-408/6L	923408005	3,6V/1,5Ah Ni-Cd	1,5 h	3,5VA	300 lm	686 gr.
GR-409/3L	923409003	3,6V/1,5Ah Ni-Cd	3 h	3,5VA	150 lm	685 gr.
GR-409/6L	923409006	3,6V/3Ah Ni-Cd	3 h	4VA	300 lm	755 gr.
GR-408/12L*	923408010	3,6V/600mAh Ni-Cd	1,5 h	2,5W/3VA	40/100 lm	586 gr.
GR-409/12L*	923409007	3,6V/1Ah Ni-Cd	3 h	3W/3,5VA	35/100 lm	596 gr.
GR-440/12L	923440000	3,6V/3Ah Ni-Cd	8 h	4W/4,3VA	100 lm	772 gr.

* Maintained / Non maintained operation (internal selection without L1)


The packaging contains 15pcs.



ACCESSORIES	Code	Description	Gross Weight
A-3018	980330180	Suspended ceiling mounting springs	10,9 gr.
SP-115	922115000	Double sided PVC 6mm marking panel	224,5 gr.



WEATHER LIGHT



S-93593/S65L



S-93593/S65R



S-93593/S65D

*They have BSI certification

**They have CNBOP-PIB certification

Type	Code	Battery	Duration	Consumption	Light output (Mains / Emergency)	Gross weight
LED EMERGENCY LUMINARIES, WATERPROOF, SELF-TESTING, MAINTAINED						
GR-938/15L*	923938006	3,6V/600mAh Ni-Cd	1,5 h	3,4W/3,8VA	105/105 lm	950 gr.
GR-938/30L*	923938007	3,6V/1,5Ah Ni-Cd	1,5 h	4,5W/4,9VA	210/210 lm	1050 gr.
GR-939/15L*	923939009	3,6V/1,5Ah Ni-Cd	3 h	3,3W/3,7VA	105/105 lm	1048 gr.
GR-939/30L*	923939100	3,6V/3Ah Ni-Cd	3 h	5,3W/5,6VA	210/210 lm	1100 gr.
GR-938/4P	923938003	4,8V/1,5Ah Ni-Cd	1,5 h	4,6W/5VA	175/350 lm	1075 gr.
GR-938/6P	923938004	4,8V/3Ah Ni-Cd	1,5 h	5,8W/6,2VA	245/480 lm	1168 gr.
GR-939/4P	923939007	4,8V/3Ah Ni-Cd	3 h	5,2W/5,5VA	175/350 lm	1165 gr.
GR-939/6P	923939008	4,8V/4Ah Ni-Mh	3 h	6,1W/6,4VA	245/480 lm	1210 gr.
GR-940/15L	923940000	3,6V/3Ah Ni-Cd	8 h	4,1W/4,5VA	105/105 lm	1135 gr.

The packaging contains 12pcs.

LED EMERGENCY LUMINARIES, WATERPROOF, NON - MAINTAINED

GR-935/15L	923935013	3,6V/600mAh Ni-Cd	1,5 h	2,5W/3VA	125 lm	1006 gr.
GR-935/30L	923935014	3,6V/1,5Ah Ni-Cd	1,5 h	2,5W/3VA	250 lm	1082 gr.
GR-936/15L	923936009	3,6V/1,5Ah Ni-Cd	3 h	2,5W/3VA	125 lm	1076 gr.
GR-936/30L	923936010	3,6V/3Ah Ni-Cd	3 h	3,6W/4,3VA	250 lm	1175 gr.
GR-935/4P	923935010	4,8V/1,5Ah Ni-Cd	1,5 h	4VA	350 lm	1142 gr.
GR-935/6P	923935011	4,8V/3Ah Ni-Cd	1,5 h	4,8VA	480 lm	1250 gr.
GR-936/4P	923936005	4,8V/3Ah Ni-Cd	3 h	4,8VA	350 lm	1230 gr.
GR-936/6P	923936006	4,8V/4Ah Ni-Mh	3 h	5,5VA	480 lm	1300 gr.
GR-941/15L	923941000	3,6V/3Ah Ni-Cd	8 h	3,5W/4VA	105 lm	1175 gr.

The packaging contains 12pcs.

LED EMERGENCY LUMINARIES, WATERPROOF, SELF-TESTING, MAINTAINED, LOW TEMPERATURE OPERATING (-20 °C) (IDEAL FOR REFRIGERATORS & COLD ROOMS)



GR-938/30L/LT**	923938016	3,6V/2Ah Ni-MH	1,5 h	31W/33VA	280/230 lm	1140 gr.
GR-939/30L/LT**	923939016	3,6V/4Ah Ni-MH	3 h	32W/35VA	280/230 lm	1250 gr.

The packaging contains 12pcs.

LED EMERGENCY LUMINARY, WATERPROOF, SELF-TESTING, MAINTAINED WITH SUPERCAPACITOR

GR-900/30L/SC	923900000	Supercapacitor A-900/SC	1 h	6W/6,5VA/PF:0.92	250 / 90lm	1247 gr.
---------------	-----------	-------------------------	-----	------------------	------------	----------

The packaging contains 12pcs.



innovation
without
batteries



10
years
guarantee

Innovation!

The GR-900/30L/SC incorporates a bank of super capacitors instead of normal batteries and offers a 10 year guarantee for the good operation of the entire device. They are self-testing with advance capacitor charging and discharging circuits while simultaneously achieving low power consumption and high power factor 0.93 . Ambient operating temperature -40° + 65°.

A-1017



A-9000



ACCESSORIES	Code	Description	Gross weight
A-1017	927101700	Plastic double sided diffuser	538 gr.
A-9000	927900001	Ceiling bracket for GR-9xx/xxL	879 gr.



WEATHER LIGHT



*They have BSI & CNBOP-PIB certifications



S-1938/S65L



S-1938/S65R



S-1938/S65D

Type	Code	Battery	Duration	Consumption	Light output (Mains / Emergency)	Gross weight
LED EMERGENCY LUMINARIES, WATERPROOF, SELF-TESTING, MAINTAINED						
GR-1938/15L*	923193800	3,6V/600mAh Ni-Cd	1,5 h	3,4W/3,8VA	105/105 lm	738 gr.
GR-1938/30L*	923193801	3,6V/1,5Ah Ni-Cd	1,5 h	4,5W/4,9VA	210/210 lm	811 gr.
GR-1939/15L*	923193900	3,6V/1,5Ah Ni-Cd	3 h	3,3W/3,7VA	105/105 lm	818 gr.
GR-1939/30L*	923193901	3,6V/3Ah Ni-Cd	3 h	5,3W/5,6VA	210/210 lm	890 gr.
GR-1938/4P	923193802	4,8V/1,5Ah Ni-Cd	1,5 h	4,7W/5,1VA	175/350 lm	865 gr.
GR-1938/6P	923193803	4,8V/3Ah Ni-Cd	1,5 h	6,2W/6,5VA	245/480 lm	950 gr.
GR-1939/4P	923193902	4,8V/3Ah Ni-Cd	3 h	5,3W/5,7VA	175/350 lm	950 gr.
GR-1939/6P	923193903	4,8V/4Ah Ni-Mh	3 h	6,2W/6,5VA	245/480 lm	1005 gr.

The packaging contains 12pcs.

LED EMERGENCY LUMINARIES, WATERPROOF, MAINTAINED / NON-MAINTAINED (MAINTAINED OR NON-MAINTAINED OPERATION WITH INTERNAL SWITCH)

GR-1935/15L*	923193500	3,6V/600mAh Ni-Cd	1,5 h	3,1W/3VA	40/105 lm	783 gr.
GR-1935/30L*	923193501	3,6V/1,5Ah Ni-Cd	1,5 h	3,3W/3,5VA	40/210 lm	840 gr.
GR-1936/15L*	923193600	3,6V/1,5Ah Ni-Cd	3 h	3,4W/3,6VA	40/105 lm	839 gr.
GR-1936/30L*	923193601	3,6V/3Ah Ni-Cd	3 h	4,5W/4,8VA	40/210 lm	940 gr.

The packaging contains 12pcs.



ACCESSORIES	Code	Description	Gross Weight
A-9100/ST	927910000	Plastic double sided diffuser for self-testing	513,50 gr.
A-1900	927190000	Test card	24,50 gr.



DOUBLE EASY LIGHT



S-31100/S65L



S-31100/S65R



S-31100/S65D

Type	Code	Battery	Duration	Consumption	Light output (Mains / Emergency)	Gross weight
LED EMERGENCY LUMINARIES, SELF-TESTING, MAINTAINED, DOUBLE SIDED						
GR-390/L	923390000	3,6V/1,5Ah Ni-Cd	1,5 h	5W/7,5VA	220/220 lm	1162 gr.
GR-392/L	923392000	3,6V/3Ah Ni-Cd	3 h	5W/8VA	220/220 lm	1236 gr.

The packaging contains 9pcs.

LED EMERGENCY LUMINARIES, NON-MAINTAINED, DOUBLE SIDED						
GR-391/L	923391000	3,6V/1,5Ah Ni-Cd	1,5 h	2,5W/3VA	270 lm	1205 gr.
GR-393/L	923393000	3,6V/3Ah Ni-Cd	3 h	4,8W/4,3VA	270 lm	1305 gr.

The packaging contains 9pcs.



GR-75x/ST/LP



GR-75x/ST/HL

BAU LIGHT



GR-75x/ST/LP/xx



S-73600/L
S-73601/L



S-73600/R
S-73601/R



S-73600/D
S-73601/D



S-73600/U

GR-75x/ST/HP/xx



S-75000/L



S-75000/R



S-75000/D

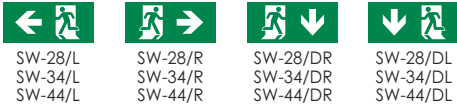
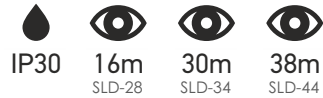
Type	Code	Battery	Duration	Consumption	Light output (Mains / Emergency)	Gross weight
LED INTERNALLY ILLUMINATED SAFETY SIGNS, SELF-TESTING, MAINTAINED/NON-MAINTAINED						
GR-750/ST/HP/LL	923750001	3,6V/1,5Ah	3 h	4W/4,3VA	150/160 lm	937 gr.
GR-751/ST/LP/LL	923751000	3,6V/1,5Ah	3 h	4W/4,3VA	150/160 lm	888 gr.
GR-752/ST/HP/HL	923752000	3,6V/3Ah	3 h	4,6W/4,8VA	220/300 lm	1010 gr.
GR-753/ST/LP/HL	923753000	3,6V/3Ah	3 h	4,6W/4,8VA	220/300 lm	961 gr.

The packaging contains 12pcs.

The above luminaires have the capability to host either addressable module GR-6600/ADR, wireless module GR-6600/WL, relay module GR-6600/REL or remote module GR-6600/RM and change their connectivity status. These modules can be found on pg.38.



LOUNGE LIGHT



SW-28/L SW-28/R SW-28/DR SW-28/DL
 SW-34/L SW-34/R SW-34/DR SW-34/DL
 SW-44/L SW-44/R SW-44/DR SW-44/DL


Type	Code	Battery	Duration	Consumption	Light output (Mains / Emergency)	Gross weight
------	------	---------	----------	-------------	----------------------------------	--------------

LED INTERNALLY ILLUMINATED SAFETY SIGNS, SELF-TESTING, MAINTAINED

SLD-28/SP	922028008	3,6V/1,5Ah Ni-Mh	3 h	9VA	100/100 lm	1010 gr.
SLD-34/SP	922034009	3,6V/1,5Ah Ni-Mh	3 h	9,5VA	125/125 lm	1448 gr.
SLD-44/SP	922044006	3,6V/1,5Ah Ni-Mh	3 h	9,5VA	125/125 lm	1900 gr.
SLD-28/DZ	922028000	3,6V/1,5Ah Ni-Mh	3 h	9VA	100/100 lm	1007 gr.
SLD-34/DZ	922034000	3,6V/1,5Ah Ni-Mh	3 h	9,5VA	125/125 lm	1358 gr.
SLD-44/DZ	922044000	3,6V/1,5Ah Ni-Mh	3h	9,5VA	125/125 lm	1796 gr.

ACCESSORY

Code	Description	Gross weight
A-3018	Suspended ceiling mounting springs	10,9 gr.



ECO LIGHT



SW-30/L SW-30/R SW-30/DR SW-30/DL

Type	Code	Battery	Duration	Consumption	Light output (Mains / Emergency)	Gross weight
------	------	---------	----------	-------------	----------------------------------	--------------

LED INTERNALLY ILLUMINATED SAFETY SIGNS, SELF-TESTING, MAINTAINED

CLD-30	922503000	3,6V/1,5Ah Ni-MH	3 h	2,7W/3VA	63 / 125 lm	1350 gr.
--------	-----------	------------------	-----	----------	-------------	----------

The packaging contains 5pcs.

LED INTERNALLY ILLUMINATED SAFETY SIGNS, MAINTAINED

CLD-30/NST	922503001	3,6V/1Ah Ni-Cd	3 h	3,5W/3,7 VA	45 / 95 lm	1323 gr.
------------	-----------	----------------	-----	-------------	------------	----------

The packaging contains 5pcs.

ACCESSORIES

Code	Description	Gross weight
A-1130	Set of accessories (1m) for ceiling mounting (silver)	375 gr.
A-1131	Set of accessories (0,5m) for ceiling mounting (silver)	280 gr.
A-1132	Set of accessories (0,25m) for ceiling mounting (silver)	139 gr.
A-1133	Accessory for vertical wall mounting (silver)	106,5 gr.
A-1134	Accessory for wall mounting (silver)	111 gr.

Images are on page 17



ECO LIGHT



*They have BSI & CNBOP-PIB certifications

SW-28/L SW-34/L SW-44/L	SW-28/R SW-34/R SW-44/R	SW-28/DR SW-34/DR SW-44/DR	SW-28/DL SW-34/DL SW-44/DL

Type	Code	Battery	Duration	Consumption	Light output (Mains / Emergency)	Gross weight
------	------	---------	----------	-------------	-------------------------------------	--------------

LED INTERNALLY ILLUMINATED SAFETY SIGNS, SELF-TESTING, MAINTAINED

ZLD-28/EM*	922502858	3,6V/1,5Ah Ni-Mh	3 h	3,8W/6,5VA	125/125 lm	1021 gr.
ZLD-34/EM*	922503462	3,6V/1,5Ah Ni-Mh	3 h	4W/6,7VA	145/125 lm	1401 gr.
ZLD-44/EM	922504456	3,6V/1,5Ah Ni-Mh	3 h	4,3W/6,9VA	170/125 lm	1936 gr.



ACCESSORIES

(UPON DEMAND)	Code	Description	Gross weight
A-1018/PL/ST	927101802	Recess mounting base for self-testing ZLD-28	165 gr.
A-1020/PL/ST	927102002	Recess mounting base for self-testing ZLD-34	195 gr.
A-1130	927311300	Set of accessories (1m) for ceiling mounting (silver)	375 gr.
A-1131	927311310	Set of accessories (0,5m) for ceiling mounting (silver)	280 gr.
A-1132	927311320	Set of accessories (0,25m) for ceiling mounting (silver)	139 gr.
A-1133	927311330	Accessory for vertical wall mounting (silver)	106,5 gr
A-1134	927311340	Accessory for wall mounting (silver)	111 gr.



MLD-34X/x
MLD-44X/x



MLD-28X/x

ECO LIGHT



KM640081
BS EN 60598-2-22



IP40 16m 30m 38m
MLD-28 MLD-34 MLD-44



*They have BSI & CNBOP-PIB certifications

SW-28/L SW-34/L SW-44/L	SW-28/R SW-34/R SW-44/R	SW-28/DR SW-34/DR SW-44/DR	SW-28/DL SW-34/DL SW-44/DL

Type	Code	Battery	Duration	Consumption	Light output (Mains / Emergency)	Gross weight
LED INTERNALLY ILLUMINATED SAFETY SIGNS, MAINTAINED / NON-MAINTAINED						
MLD-28D/w*	922502811	3,6V/1Ah Ni-Cd	3 h	3W/7,5VA	85/85 lm	705 gr.
MLD-34D/w*	922503426	3,6V/1Ah Ni-Cd	3 h	3W/8VA	105/85 lm	1135 gr.
MLD-44D/w*	922504417	3,6V/1Ah Ni-Cd	3 h	3W/8VA	105/85lm	1679 gr.

The packaging contains 20pcs. of MLD-28D/w, 10pcs. of MLD-34D/w, 10pcs. of MLD-44D/w



LED INTERNALLY ILLUMINATED SAFETY SIGNS FOR GENERAL USE, MAINTAINED

MLD-28S/g	922502800	3,6V/1Ah Ni-Cd	3 h	3W/7,5VA	18/18 lm	685 gr.
MLD-34S/g	922503400	3,6V/1Ah Ni-Cd	3 h	3W/8VA	22/18 lm	1020 gr.
MLD-44S/g	922504400	3,6V/1Ah Ni-Cd	3 h	3W/8VA	22/18 lm	1531 gr.

The packaging contains 20pcs. of MLD-28S/g, 10pcs. of MLD-34S/g, 10pcs. of MLD-44S/g



ACCESSORIES

(UPON DEMAND)	Code	Description	Gross weight
A-1018/PL	927101801	Recess mounting base for MLD-28	159 gr.
A-1020/PL	927102001	Recess mounting base for MLD-34	180 gr.



ECO LIGHT



SW-25/L

SW-25/R

SW-25/DR

SW-25/DL

Type	Code	Battery	Duration	Consumption	Light output (Mains / Emergency)	Gross weight
LED INTERNALLY ILLUMINATED SAFETY SIGNS, SELF-TESTING, MAINTAINED						
PLD-25/NiMH/M	922502513	3,6V/1,5Ah Ni-MH	3 h	4W/4,4 VA	90/100 lm	1073 gr.

The above luminaries have the capability to host either addressable module GR-6600/ADR, wireless module GR-6600/WL, relay module GR-6600/REL or remote module GR-6600/RM and change their connectivity status. These modules can be found on pg.38.

LED INTERNALLY ILLUMINATED SAFETY SIGNS, MAINTAINED / NON-MAINTAINED

PLD-25/NST	922502503	3,6V/1,5Ah Ni-MH	3 h	4,3W/4,6 VA	90/100 lm	1068 gr.
------------	-----------	------------------	-----	-------------	-----------	----------

LED INTERNALLY ILLUMINATED SAFETY SIGNS, SELF-TESTING MAINTAINED WITH SUPERCAPACITOR

PLD-25/SC	922502501	Supercapacitor	1 h	4,3W / 4,7VA	73/20 lm	1088 gr.
-----------	-----------	----------------	-----	--------------	----------	----------

**innovation
without
batteries**

**10
years
guarantee**

Innovation!

The PLD-25/SC incorporates a bank of super capacitors instead of normal batteries and offers a 10 year guarantee for the good operation of the entire device. They are self-testing with advance capacitor charging and discharging circuits while simultaneously achieving low power consumption. Ambient operating temperature -40° + 65°.



ACCESSORIES

(UPON DEMAND)	Code	Description	Gross weight
A-2510/PL	927251001	Recess mounting base	169 gr.
A-2510/PL/ST/M	927251002	Recess mounting base for self-testing	181 gr.
A-2130	927321300	Set of accessories (1m) for ceiling mounting	375 gr.
A-2131	927321310	Set of accessories (0,5m) for ceiling mounting (white)	280 gr.
A-2132	927321320	Set of accessories (0,25m) for ceiling mounting (white)	139 gr.
A-2133	927321330	Accessory for vertical wall mounting (white)	108 gr.



ECO LIGHT




The packaging includes pictograms for all the above directions

Type	Code	Battery	Duration	Consumption	Light output (Mains / Emergency)	Gross weight
LED INTERNALLY ILLUMINATED SAFETY SIGNS, SELF-TESTING, MAINTAINED						
KLR-20/ST	922502051	3,6V/1,5Ah Ni-Mh	3 h	3,5W/4VA	75/75 lm	861 gr.

The above luminaries have the capability to host either addressable module GR-6600/ADR, wireless module GR-6600/WL, relay module GR-6600/REL or remote module GR-6600/RM and change their connectivity status. These modules can be found on pg.38.

LED INTERNALLY ILLUMINATED SAFETY SIGNS, MAINTAINED

KLR-20	922502050	3,6V/1Ah Ni-Cd	3 h	3,2W/3,4VA	75 lm	816 gr.
--------	-----------	----------------	-----	------------	-------	---------




The packaging includes pictograms for all the above directions

Type	Code	Battery	Duration	Consumption	Light output (Mains / Emergency)	Gross weight
LED INTERNALLY ILLUMINATED SAFETY SIGNS, SELF-TESTING, MAINTAINED						
KLD-22/ST	922502201	3,6V/1,5Ah Ni-Mh	3 h	3,5W/4VA	75/75 lm	1104 gr.
KLD-30/ST	922503051	3,6V/1,5Ah Ni-Mh	3 h	3,5W/4VA	75/75 lm	1347 gr.

The above luminaries have the capability to host either addressable module GR-6600/ADR, wireless module GR-6600/WL, relay module GR-6600/REL or remote module GR-6600/RM and change their connectivity status. These modules can be found on pg.38.

LED INTERNALLY ILLUMINATED SAFETY SIGNS, MAINTAINED

KLD-22	922502200	3,6V/1Ah Ni-Cd	3 h	3,2W/3,4VA	75/75 lm	1060 gr.
KLD-30	922503050	3,6V/1Ah Ni-Cd	3 h	3,2W/3,4VA	75/75 lm	1311 gr.

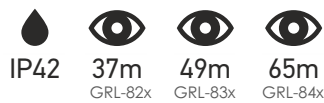


ACCESSORIES

(UPON DEMAND)	Code	Description	Gross weight
A-2130	927321300	Set of accessories (1m) for ceiling mounting	375 gr.
A-2131	927321310	Set of accessories (0,5m) for ceiling mounting	280 gr.
A-2132	927321320	Set of accessories (0,25m) for ceiling mounting	139 gr.
A-2133	927321330	Accessory for vertical wall mounting (white)	108 gr.
A-2136	927321360	Accessory set for ceiling mounted hanging installations with 2,5m cable	164 gr.
A-2520/PL/ST	927252000	Suspended ceiling base for self-testing luminary KLD-xx	195 gr.



PROJECT LIGHT



S65/L S65/R S65/DR S65/DL

Type	Code	Battery	Duration	Consumption	Light output (Mains / Emergency)	Gross weight
------	------	---------	----------	-------------	-------------------------------------	--------------

LED INTERNALLY ILLUMINATED SAFETY SIGNS, SELF-TESTING, MAINTAINED, DOUBLE SIDED

GRL-822/EM	923822102	3,6V/1,5Ah Ni-Cd	1,5 h	7,5W/10,1VA	510/255 lm	1628 gr.
GRL-824/EM	923824102	4,8V/1,5Ah Ni-Cd	3 h	7,5W/10,1VA	510/255 lm	1669 gr.
GRL-832/EM	923832102	4,8V/1,5Ah Ni-Cd	1,5 h	9,8W/12,3VA	680/340 lm	2327 gr.
GRL-834/EM	923834102	4,8V/3Ah Ni-Cd	3 h	10,1W/12,7VA	680/340 lm	2427 gr.
GRL-842/EM	923842102	4,8V/1,5Ah Ni-Cd	1,5 h	11,7W/14,2VA	850/425 lm	2993 gr.
GRL-844/EM	923844102	4,8V/3Ah Ni-Cd	3 h	12,1W/14,9VA	850/425 lm	3065 gr.

GRL-XXX/EM/○ All the above models can be manufactured as single sided luminaries with an aluminum backplate



ACCESSORIES	Code	Description	Gross weight
A-1130	927311300	Set of accessories (1m) for ceiling mounting (silver)	375 gr.
A-1131	927311310	Set of accessories (0,5m) for ceiling mounting (silver)	280 gr.
A-1132	927311320	Set of accessories (0,25m) for ceiling mounting (silver)	139 gr.
A-1133	927311330	Accessory for vertical wall mounting (silver)	106,5 gr.
A-1134	927311340	Accessory for wall mounting	111 gr.



3D LIGHT



S65/L S65/R S65/DR S65/DL

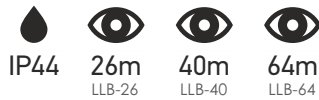
Type	Code	Battery	Duration	Consumption	Light output (Mains / Emergency)	Gross weight
------	------	---------	----------	-------------	-------------------------------------	--------------

LED INTERNALLY ILLUMINATED SAFETY SIGNS, SELF-TESTING, MAINTAINED

GR-415/4P	923415001	4,8V/1,5Ah Ni-Cd	1,5 h	11VA	460/460lm	3370 gr.
GR-416/4P	923416001	4,8V/3Ah Ni-Cd	3 h	14VA	460/460lm	3462 gr.



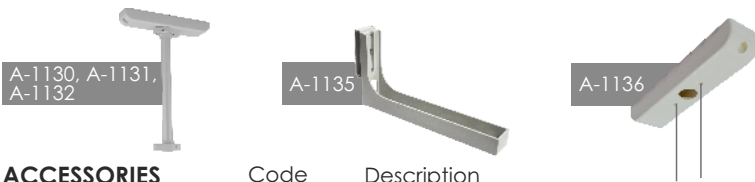
LED LIGHT BOX



Type	Code	Battery	Duration	Consumption	Light output (Mains / Emergency)	Gross weight
LED INTERNALLY ILLUMINATED SAFETY SIGNS, SELF-TESTING, MAINTAINED, DOUBLE SIDED						
LLB-26/90	923026001	4,8V/1,2Ah NiMH	1,5 h	6,2W/6,4VA	230/300 lm	1072 gr.
LLB-26/180	923026003	4,8V/1,2Ah NiMH	3 h	6,2W/6,4VA	230/123 lm	1072 gr.
LLB-40/90	923040001	4,8V/1,2Ah NiMH	1,5 h	7W/7,4VA	370/300 lm	1774 gr.
LLB-40/180	923040003	4,8V/2,4Ah NiMH	3 h	7W/7,4VA	370/300 lm	1881 gr.
LLB-64/90	923064001	4,8V/2Ah NiMH	1,5 h	9,3W/9,8VA	600/500 lm	2445 gr.
LLB-64/180	923064003	4,8V/4Ah NiMH	3 h	9,3W/9,8VA	600/500 lm	3372 gr.

LLB-XX/O All the above models can be manufactured as one sided luminaries with aluminum backplate

The above luminaries have the capability to host either addressable module GR-6600/ADR, relay module GR-6600/REL or remote module GR-6600/RM and change their connectivity status. These modules can be found on pg.38.



ACCESSORIES	Code	Description	Gross weight
A-1130	927311300	Set of accessories (1m) for ceiling mounting (silver)	375 gr.
A-1131	927311310	Set of accessories (0,5m) for ceiling mounting (silver)	280 gr.
A-1132	927311320	Set of accessories (0,25m) for ceiling mounting (silver)	139 gr.
A-1135	927311350	Accessory for vertical wall mounting	204 gr.
A-1136	927311360	Accessory set for ceiling mounted hanging installations with 2,5m cable	164 gr.



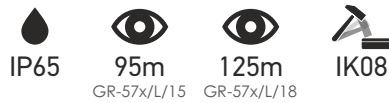
TUNNEL LIGHT



Type	Code	Battery	Duration	Consumption	Light output (Mains / Emergency)
LED INTERNALLY ILLUMINATED SAFETY SIGNS, WATERPROOF, SELF-TESTING, MAINTAINED 60° ANGLE INDICATION (FOR TUNNELS)					
GR-579/L/90/WP	923579000	2x4,8V/1,5Ah Ni-Cd	1,5 h	2x9W/2x9,5VA	2x680/2x340 lm
GR-579/L/180/WP	923579001	2x4,8V/3Ah Ni-Cd	3 h	2x9W/2x9,5VA	2x680/2x340 lm



TUNNEL LIGHT



Type	Code	Battery	Duration	Consumption	Light output (Mains / Emergency)	Gross weight
------	------	---------	----------	-------------	-------------------------------------	--------------

LED INTERNALLY ILLUMINATED SAFETY SIGNS, WATERPROOF, SELF-TESTING, (FOR TUNNELS) MAINTAINED, DOUBLE SIDED

GR-577/L/15/ST/WP	923577005	4,8V/1,5Ah Ni-Cd	1,5 h	9W/9,5VA	680lm/340lm	8619 gr.
GR-577/L/18/ST/WP	923577006	4,8V/1,5Ah Ni-Cd	1,5 h	11,2W/11,7VA	850lm/425lm	11689 gr.
GR-578/L/15/ST/WP	923578006	4,8V/3Ah Ni-Cd	3 h	9,5W/10VA	680lm/390lm	8709 gr.
GR-578/L/18/ST/WP	923578007	4,8V/3Ah Ni-Cd	3 h	12W/12,5VA	850lm/425lm	11779 gr.

GR-XXX/L/XX/ST/WP/O All the above models can be manufactured as one sided luminaries with aluminum backplate

GR-57X/XW/WP/B All the above models can be manufactured with xenon red beacon on top



POWER LIGHT



*They have BSI certification

Type	Code	Battery	Duration	Consumption	Light Source	Light output (Mains / Emergency)	Gross weight
------	------	---------	----------	-------------	--------------	-------------------------------------	--------------

LED EMERGENCY LUMINARIES, WATERPROOF, SELF-TESTING, NON-MAINTAINED

GRL-37/90/WP*	923037004	12V/7Ah Pb	1,5 h	13,3W/14VA	2x6P Leds	3200 lm	4602 gr.
GRL-37/180/WP*	923037006	2x12V/7Ah Pb	3 h	13,3W/14VA	2x6P Leds	3200 lm	6763 gr.
GRL-39/WP	923039004	12V/7Ah Pb	3 h	13,3W/14VA	2X84 Leds	1620 lm	4041 gr.

The above luminaries have the capability to host either addressable module GR-6600/ADR, wireless module GR-6600/WL, relay module GR-6600/REL or remote module GR-6600/RM and change their connectivity status. These modules can be found on pg.38.

LED EMERGENCY LUMINARIES, WATERPROOF, NON-MAINTAINED

GRL-21/H/90/WP	923021041	12V/7Ah Pb	1,5 h	13W/13,6VA	2x6P Leds	3200 lm	3587 gr.
GRL-21/H/180/WP	923021043	2x12V/7Ah Pb	3 h	13W/13,6VA	2x6P Leds	3200 lm	6065 gr.
GRL-29/WP	923029010	12V/7Ah Pb	3 h	13W/13,6VA	2X84 Leds	1620 lm	4041 gr.



POWER LIGHT

IP42 IK10



*They have BSI certification

Type	Code	Battery	Duration	Consumption	Light Source	Light output (Mains / Emergency)	Gross weight
LED EMERGENCY LUMINARIES, SELF-TESTING, NON-MAINTAINED							
GRL-37/90*	923037002	12V/7Ah Pb	1,5 h	13,3W/14VA	2x6P Leds	3200 lm	4383 gr.
GRL-37/180*	923037005	2x12V/7Ah Pb	3 h	13,3W/14VA	2x6P Leds	3200 lm	6544 gr.
GRL-39	923039002	12V/7Ah Pb	3 h	13,3W/14VA	2X84 Leds	1620 lm	3822 gr.
GRL-38/90/M	923038000	12V/7Ah Pb	1,5 h	13,3W/14VA	2X1COB Leds	3000 lm	4407 gr.

The above luminaries have the capability to host either addressable module GR-6600/ADR, wireless module GR-6600/WL, relay module GR-6600/REL or remote module GR-6600/RM and change their connectivity status. These modules can be found on pg.38.

Type	Code	Battery	Duration	Consumption	Light Source	Light output (Mains / Emergency)	Gross weight
LED EMERGENCY LUMINARIES, NON-MAINTAINED							
GRL-21	923021031	6V/4Ah Pb	1,5 h	5,6W/7,5VA	2x42 Leds	790 lm	2210 gr.
GRL-29	923029009	12V/7Ah Pb	3 h	14,4W/16VA	2x84 Leds	1620 lm	3762 gr.
GRL-21/H/90	923021040	12V/7Ah Pb	1,5 h	13W/13,6VA	2x6P Leds	3200 lm	4303 gr.
GRL-21/H/180	923021042	2x12V/7Ah Pb	3 h	13W/13,6VA	2x6P Leds	3200 lm	6781 gr.



POWER LIGHT

IP42



S-00800/S65L




S-00800/S65R



S-00800/S65D

Type	Code	Battery	Duration	Consumption	Light Source	Light output (Mains / Emergency)	Gross weight
LED EMERGENCY LUMINARIES, NON-MAINTAINED							
GRL-22	923022100	12V/7Ah Pb	10 h	16VA	84 Leds	710 lm	3270 gr.



ANTIEXPLOSIVE LED LIGHT



S-93593/S65L



S-93593/S65R



S-93593/S65D

Type	Code	Battery	Consumption	Duration	Diffuser	Light output (Mains / Emergency)	Gross weight
------	------	---------	-------------	----------	----------	-------------------------------------	--------------

LED EMERGENCY LUMINARIES, SELF-TESTING, NON-MAINTAINED / POLYCARBONATE DIFFUSER

PTD1700XP	923411701	6V/1,6Ah	< 130mA	1 h	polycarbonate	2100/750lm	4.600 gr.
-----------	-----------	----------	---------	-----	---------------	------------	-----------

LED EMERGENCY LUMINARIES, SELF-TESTING, MAINTAINED / NON-MAINTAINED / POLYCARBONATE DIFFUSER

PTD2700XP	923412703	6V/1,6Ah	< 190mA	1 h	polycarbonate	4600/750lm	5.900 gr.
PTD2700XP3	923412707	6V/4Ah	< 200mA	3 h	polycarbonate	4600/750lm	6.300 gr.

LED EMERGENCY LUMINARIES, SELF-TESTING, NON-MAINTAINED / 5mm GLASS

GTD1700XP	923411703	6V/1,6Ah	< 130mA	1 h	5mm glass	2400/800lm	5.400 gr.
-----------	-----------	----------	---------	-----	-----------	------------	-----------

LED EMERGENCY LUMINARIES, SELF-TESTING, MAINTAINED / NON-MAINTAINED / 5mm GLASS

GTD2700XP	923412711	6V/1,6Ah	< 190mA	1 h	5mm glass	4800/800lm	6.600 gr.
GTD2700XP3	923412715	6V/4Ah	< 200mA	3 h	5mm glass	4800/800lm	7.000 gr.

LED EMERGENCY LUMINARIES, SELF-TESTING, NON-MAINTAINED / POLYCARBONATE DIFFUSER

PTD1400X	923411401	3,6V/1,6Ah	< 25mA	1 h	polycarbonate	350 lm	4.745 gr.
PTD2700X	923412701	6V/1,6Ah	< 25mA	1 h	polycarbonate	750 lm	5.800 gr.
PTD1400X3	923411403	3,6V/4Ah	< 30mA	3 h	polycarbonate	350 lm	4.700 gr.
PTD2700X3	923412705	6V/4Ah	< 35mA	3 h	polycarbonate	750 lm	6.200 gr.

LED EMERGENCY LUMINARIES, SELF-TESTING, NON-MAINTAINED / 5mm GLASS

GTD1400X	923411405	3,6V 1,6Ah	< 25mA	1 h	5mm glass	400 lm	5.300 gr.
GTD2700X	923412709	6V 1,6Ah	< 25mA	1 h	5mm glass	800 lm	6.500 gr.
GTD1400X3	923411407	3,6V 4Ah	< 30mA	3 h	5mm glass	400 lm	5.500 gr.
GTD2700X3	923412713	6V 4Ah	< 35mA	3 h	5mm glass	800 lm	6.900 gr.



NPT34



A-FSA

ACCESSORIES

INCLUDED
IN PACKAGE

	Code	Description	Gross weight
NPT34	751500102	Sealing grommet	105,5 gr.
A-FSA	808700069	Mounting base	156,5 gr.

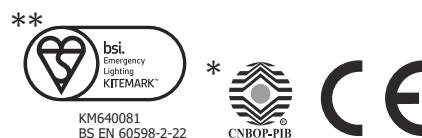


Open areas



Escape routes

SPOT LIGHT



*They have CNBOP-PIB certification

*They have BSI certification

Type	Code	Battery	Duration	Consumption	Light output (Mains / Emergency)	Installation	Gross weight
------	------	---------	----------	-------------	-------------------------------------	--------------	--------------

LED EMERGENCY LUMINARIES, SELF-TESTING, CEILING MOUNTED, NON-MAINTAINED

GR-291/M	923291007	4,8V/1,2Ah Ni-Mh	1,5 h	4,3W/4,7VA	300 lm	Open areas	543 gr.
GR-293/M	923293003	4,8V/1,2Ah Ni-Mh	3 h	4,3W/4,7VA	150 lm	Open areas	543 gr.
GR-290/M	923290006	4,8V/1,2Ah Ni-Mh	1,5 h	4,3W/4,7VA	300 lm	Escape routes	543 gr.
GR-292/M	923292003	4,8V/1,2Ah Ni-Mh	3 h	4,3W/4,7VA	150 lm	Escape routes	543 gr.

The packaging contains 26pcs.

LED EMERGENCY LUMINARIES, WATERPROOF, SELF-TESTING, CEILING MOUNTED, NON-MAINTAINED

GR-291/WP/M	923291008	4,8V/1,2Ah Ni-Mh	1,5 h	4,3W/4,7VA	300 lm	Open areas	543 gr.
GR-293/WP/M	923293004	4,8V/1,2Ah Ni-Mh	3 h	4,3W/4,7VA	150 lm	Open areas	543 gr.
GR-290/WP/M	923290007	4,8V/1,2Ah Ni-Mh	1,5 h	4,3W/4,7VA	300 lm	Escape routes	543 gr.
GR-292/WP/M	923292004	4,8V/1,2Ah Ni-Mh	3 h	4,3W/4,7VA	150 lm	Escape routes	543 gr.

The packaging contains 26pcs.

LED EMERGENCY LUMINARIES, SELF-TESTING, CEILING MOUNTED, NON-MAINTAINED

GR-292/M/HL	923292007	4,8V/3Ah	3 h	4,5W/5VA	330 lm	Escape routes	818 gr.
GR-293/M/HL	923293007	4,8V/3Ah	3 h	4,5W/5VA	330 lm	Open areas	818 gr.

The above luminaries have the capability to host either addressable module GR-6600/ADR, wireless module GR-6600/WL, relay module GR-6600/REL or remote module GR-6600/RM and change their connectivity status. These modules can be found on pg.38.

LED EMERGENCY LUMINARIES, CEILING MOUNTED, NON-MAINTAINED

GR-271*	923271000	3,6V/1,5Ah Ni-Mh	1,5 h	2,4W/2,7VA	160 lm	Open areas	450 gr.
GR-273*	923273000	3,6V/1,5Ah Ni-Mh	3 h	2,4W/2,7VA	120 lm	Open areas	450 gr.
GR-270*	923270000	3,6V/1,5Ah Ni-Mh	1,5 h	2,4W/2,7VA	160 lm	Escape routes	450 gr.
GR-272*	923272000	3,6V/1,5Ah Ni-Mh	3 h	2,4W/2,7VA	120 lm	Escape routes	450 gr.

The packaging contains 26pcs.

LED EMERGENCY LUMINARIES, SELF-TESTING, WATERPROOF, CEILING MOUNTED, NON-MAINTAINED

GR-290/WP	923290008	4,8V/1,2Ah Ni-Mh	1,5 h	3,7W/4,1VA	270 lm	Escape routes	456 gr.
GR-291/WP	923291009	4,8V/1,2Ah Ni-Mh	1,5 h	3,7W/4,1VA	270 lm	Open areas	456 gr.
GR-292/WP	923292005	4,8V/1,2Ah Ni-Mh	3 h	3,7W/4,1VA	160 lm	Escape routes	456 gr.
GR-293/WP	923293005	4,8V/1,2Ah Ni-Mh	3 h	3,7W/4,1VA	160 lm	Open areas	456 gr.

LED EMERGENCY LUMINARIES, SELF-TESTING, CEILING MOUNTED, NON-MAINTAINED

GR-290* **	923290000	4,8V/1,2Ah Ni-Mh	1,5 h	3,7W/4,1VA	270 lm	Escape routes	456 gr.
GR-291* **	923291000	4,8V/1,2Ah Ni-Mh	1,5 h	3,7W/4,1VA	270 lm	Open areas	456 gr.
GR-292* **	923292000	4,8V/1,2Ah Ni-Mh	3 h	3,7W/4,1VA	160 lm	Escape routes	456 gr.
GR-293* **	923293000	4,8V/1,2Ah Ni-Mh	3 h	3,7W/4,1VA	160 lm	Open areas	456 gr.



SPOT LIGHT



 IP40
  IP65



Type	Code	Battery	Duration	Consumption	Light output (Mains / Emergency)	Gross weight
LED EMERGENCY LUMINARIES, SELF-TESTING, CEILING MOUNTED, NON-MAINTAINED						
GR-298/30L/180	923298000	4,8V/1,2Ah Ni-Mh	3 h	3,3W/3,7VA	170 lm	535 gr.
GR-298/60L/90	923298001	4,8V/1,2Ah Ni-Mh	1,5 h	3,3W/3,7VA	350 lm	535 gr.

 The packaging contains 26pcs.

LED EMERGENCY LUMINARIES, WATERPROOF, SELF-TESTING, CEILING MOUNTED, NON-MAINTAINED						
GR-298/60L/90/WP	923298003	4,8V/1,2Ah Ni-Mh	1,5 h	3,3W/3,7VA	350 lm	535 gr.

 The packaging contains 26pcs.

LED EMERGENCY LUMINARIES, CEILING MOUNTED, MAINTAINED						
GR-297/60L/180	923297000	4,8V/1,2Ah Ni-Mh	3 h	5,9W/7,3VA	350/110 lm	535 gr.

60 LED are lit during mains power operation whereas 11 LED are lit during emergency mode

 The packaging contains 26pcs.



SPOT LIGHT

 IP20



Type	Code	Battery	Duration	Consumption	Light output (Mains / Emergency)	Gross weight
SET ELECTRONIC BALLAST GR-77 WITH GR-84 LED LUMINARY, 1WATT, NON-MAINTAINED						
KIT-77/84	923084001	4,8V/1,2Ah Ni-Mh	3 h	2,5W/6VA	140 lm	262 gr.

 The packaging contains 16pcs.



TETRAGONO LIGHT

IP65 IP42



Type	Code	Battery	Duration	Consumption	Light output (Mains / Emergency)	Installation	Gross weight
------	------	---------	----------	-------------	-------------------------------------	--------------	--------------

LED EMERGENCY LUMINARIES, SELF-TESTING, CEILING MOUNTED, NON-MAINTAINED

GR-491	923491001	4,8V/1,2Ah Ni-Mh	1,5 h	3,9W/4,4VA	280 lm	Open areas	843 gr.
GR-493	923493001	4,8V/1,2Ah Ni-Mh	3 h	3,9W/4,4VA	140 lm	Open areas	843 gr.
GR-490	923490001	4,8V/1,2Ah Ni-Mh	1,5 h	3,9W/4,4VA	280 lm	Escape routes	843 gr.
GR-492	923492001	4,8V/1,2Ah Ni-Mh	3 h	3,9W/4,4VA	140 lm	Escape routes	843 gr.

The packaging contains 12pcs.

LED EMERGENCY LUMINARIES, WATERPROOF, SELF-TESTING, CEILING MOUNTED, NON-MAINTAINED

GR-491/WP	923491000	4,8V/1,2Ah Ni-Mh	1,5 h	3,9W/4,4VA	280 lm	Open areas	852 gr.
GR-493/WP	923493000	4,8V/1,2Ah Ni-Mh	3 h	3,9W/4,4VA	140 lm	Open areas	852 gr.
GR-490/WP	923490000	4,8V/1,2Ah Ni-Mh	1,5 h	3,9W/4,4VA	280 lm	Escape routes	852 gr.
GR-492/WP	923492000	4,8V/1,2Ah Ni-Mh	3 h	3,9W/4,4VA	140 lm	Escape routes	852 gr.

The packaging contains 12pcs.

The above luminaries have the capability to host either addressable module GR-6600/ADR, wireless module GR-6600/WL, relay module GR-6600/REL or remote module GR-6600/RM and change their connectivity status. These modules can be found on pg.38.

LED EMERGENCY LUMINARIES, CEILING MOUNTED, NON-MAINTAINED

GR-471	923471001	3,6V/1Ah Ni-Cd	1,5 h	2,6W/2,9VA	145 lm	Open areas	727 gr.
GR-473	923473001	3,6V/1Ah Ni-Cd	3 h	2,6W/2,9VA	80 lm	Open areas	727 gr.
GR-470	923470001	3,6V/1Ah Ni-Cd	1,5 h	2,6W/2,9VA	145 lm	Escape routes	727 gr.
GR-472	923472001	3,6V/1Ah Ni-Cd	3 h	2,6W/2,9VA	80 lm	Escape routes	727 gr.

The packaging contains 12pcs.

LED EMERGENCY LUMINARIES, WATERPROOF, CEILING MOUNTED, NON-MAINTAINED

GR-471/WP	923471000	3,6V/1Ah Ni-Cd	1,5 h	2,6W/2,9VA	145 lm	Open areas	745 gr.
GR-473/WP	923473000	3,6V/1Ah Ni-Cd	3 h	2,6W/2,9VA	80 lm	Open areas	745 gr.
GR-470/WP	923470000	3,6V/1Ah Ni-Cd	1,5 h	2,6W/2,9VA	145 lm	Escape routes	745 gr.
GR-472/WP	923472000	3,6V/1Ah Ni-Cd	3 h	2,6W/2,9VA	80 lm	Escape routes	745 gr.

The packaging contains 12pcs.



WEATHER SPOT LIGHT



 IP65
  IP40



Type	Code	Battery	Duration	Consumption	Light output (Mains / Back up)	Gross weight
------	------	---------	----------	-------------	-----------------------------------	--------------

LED LUMINARY, RECHARGABLE, NON-MAINTAINED

GR-83	923083001	3,6V/120mAh Ni-Mh	3 h	2VA	4 white LED	99 gr.
-------	-----------	-------------------	-----	-----	-------------	--------

 The packaging contains 100pcs.

LED LUMINARIES, WATERPROOF, WALL MOUNTED

GR-80/W	923080001			6VA	9 LED	100,5 gr.
GR-80/W/SL**	923080002			6VA	9 LED	103,5 gr.

** GR-80/W/SL - Silver case



WEATHER SPOT LIGHT

 IP40



Type	Code	Battery	Duration	Consumption	Light output (Mains / Back up)	Gross weight
------	------	---------	----------	-------------	-----------------------------------	--------------

LED LUMINARIES, RECHARGABLE, MAINTAINED

GR-82/230V	923082001	3,6V/120mAh Ni-Mh	3 h	4VA	1 lm / 22 lm	99,5 gr.
GR-82/230V/SQ*	923082006	3,6V/120mAh Ni-Mh	3 h	4VA	1 lm / 22 lm	115 gr.

*Initials SQ stand for square case

 The packaging contains 100pcs.



 IP65



LED LUMINARIES, WATERPROOF, RECHARGABLE, MAINTAINED

GR-82/WP/230V	923082002	3,6V/120mAh Ni-Mh	3 h	4VA	1 lm / 22 lm	115 gr.
GR-82/WP/230V/SQ*	923082009	3,6V/120mAh Ni-Mh	3 h	4VA	1 lm / 22 lm	125 gr.

*Initials SQ stand for square case



HOME LIGHT



IP20



Type	Code	Battery	Duration	Consumption	Light output (Mains / Back up)	Gross weight
LED LUMINARY, PORTABLE, RECHARGABLE, MAINTAINED (BACK UP LIGHTING)						
GR-60	923060000	3,6V/1Ah Ni-Cd	4 - 14 h	3VA	40lm/23-95lm	539 gr.

The packaging contains 20pcs.



HOME LIGHT



IP20



Type	Code	Battery	Duration	Consumption	Gross weight
LED LUMINARY, RECHARGABLE, MAINTAINED					
GR-11	923011000	3,6V/120mAh Ni-MH	3 h	3VA	85 gr.

The packaging contains 10pcs.



CONVERTERS FOR FLUORESCENT LUMINARIES

IP20



Type	Code	Battery	Consumption	Gross weight
------	------	---------	-------------	--------------

CONVERTERS - COMMON TO EMERGENCY LUMINARIES/ 50-60Hz (Type T5, T8, PL)

GR-4/UN/65	960004028	3,6V/1,5Ah Ni-Cd	4VA	389 gr.
GR-4/UN/66	960004029	3,6V/3Ah Ni-Cd	4VA	450 gr.
GR-4/UN/67	960004030	3,6V/4Ah Ni-Cd	4VA	602 gr.
GR-6/UN/61	960006018	4,8V/1,5Ah Ni-Cd	4VA	449 gr.
GR-6/UN/62	960006019	4,8V/3Ah Ni-Cd	4VA	540 gr.
GR-6/UN/64	960006020	4,8V/4Ah Ni-Cd	4VA	700 gr.
GR-4/UN/127/230/67	960004046	3,6V/4Ah Ni-Cd	4VA	620 gr.

The packaging contains 16pcs. of GR-4/UN/65, 16pcs. of GR-4/UN/66, 16pcs. of GR-4/UN/67, 19pcs. of GR-6/UN/61, 12pcs. of GR-6/UN/64, 16pcs. of GR-4/UN/127/230/67



CONVERTERS FOR FLUORESCENT LUMINARIES

IP20



Type	Code	Battery	Duration	Consumption	Gross weight
------	------	---------	----------	-------------	--------------

PROGRAMMABLE COMMON TO EMERGENCY LUMINARY CONVERTER FOR FLUORESCENT LAMPS T5/T8 6-80W 220-240V AC / 50-60Hz (without battery)

GR-1004	960100400	4,8 - 8,4 V / 1,5 - 4 Ah	1 - 3 h	13VA	129 gr.
---------	-----------	--------------------------	---------	------	---------

NON PROGRAMMABLE CONVERTERS FOR FLUORESCENT LAMPS T5/T8 6-80W 220-240V AC / 50-60Hz

GR-1004-A/61	960100461	4,8V/1,5Ah	1,5 h	13VA	418 gr.
GR-1004-B/62	960100462	4,8V/3Ah	3 h	13VA	510 gr.
GR-1004-C/71	960100471	8,4V/1,5Ah	1,5 h	13VA	520 gr.
GR-1004-D/72	960100472	8,4V/3Ah	3 h	13VA	695 gr.
GR-1004-E/81	960100481	6V/1,5Ah	1,5 h	13VA	235 gr.
GR-1004-F/82	960100482	6V/3Ah	3 h	13VA	360 gr.

Type	GR-4/UN/A-966	GR-4/UN/65	GR-4/UN/66	GR-4/UN/67	GR-6/UN/61	GR-6/UN/62	GR-6/UN/64
18W (T8)	-----	90 min.	180 min.	240 min.	80 min.	160 min.	220 min.
36W (T8)	-----	70 min.	140 min.	180 min.	60 min.	120 min.	160 min.
58W (T8)	-----	60 min.	120 min.	160 min.	50 min.	100 min.	140 min.
18W (COMPACT)	-----	90 min.	180 min.	240 min.	80 min.	160 min.	220 min.
38W (2D/4PIN)	-----	70 min.	140 min.	180 min.	60 min.	130 min.	170 min.
36W (COMPACT)	-----	70 min.	140 min.	180 min.	70 min.	130 min.	180 min.
7-9W CFL	60 min.	-----	-----	-----	-----	-----	-----

Type	Battery	6W (T5)	8W (T5)	11W (CFL)	13W (CFL)	14W (T5)	18W (CFL)	21W (T5)	24W (T5)	24W (CFL)	28W (T5)	32W (CIRC)	32W (CFL)	35W (T5)	36W (T8)	36W (CFL)	49W (T5)	54W (T5)	55W (CFL)	58W (T8)	80W (T5)	Duration
GR-1004-A/61	4,8V - 1,5Ah	●	●	●	●	●	●	●	●	●	●	●	●	●	●	●	●	●	●	●	●	90'
GR-1004-B/62	4,8V - 3Ah	●	●	●	●	●	●	●	●	●	●	●	●	●	●	●	●	●	●	●	●	3 h
GR-1004-C/71	8,4V - 1,5Ah	●	●	●	●	●	●	●	●	●	●	●	●	●	●	●	●	●	●	●	●	90'
GR-1004-D/72	8,4V - 3Ah	●	●	●	●	●	●	●	●	●	●	●	●	●	●	●	●	●	●	●	●	3 h
GR-1004-E/81	6V - 1,5Ah	●	●	●	●	●	●	●	●	●	●	●	●	●	●	●	●	●	●	●	●	90'
GR-1004-F/82	6V - 3Ah	●	●	●	●	●	●	●	●	●	●	●	●	●	●	●	●	●	●	●	●	3 h



CONVERTERS FOR LED LUMINARIES

IP20



*They have BSI certification

Type	Code	Battery	Duration	Consumption	Gross weight
------	------	---------	----------	-------------	--------------

PROGRAMMABLE COMMON LED LUMINAIRY TO EMERGENCY LED LUMINAIRY CONVERTER 4,8V 1,5Ah/3Ah
(LED volt output 12-58V DC / batteries are not included)

GR-1107/60V*	960110700	4,8V / 1,5 / 3Ah	1,5 or 3 h	4,75W/5VA	135 gr.
--------------	-----------	------------------	------------	-----------	---------

PROGRAMMABLE COMMON TO EMERGENCY LED LUMINAIRY CONVERTER 220-240V AC/ 50-60Hz
(LED volt output 12-58V DC with capability to connect 4,8V/1,5 Ah or 3Ah battery)

GR-1107/60V/B-973/HT*	960110701	4,8V / 1,5Ah	1,5	4,75W/5VA	391,5 gr.
GR-1107/60V/B-941/HT*	960110702	4,8V / 3Ah	3 h	4,75W/5VA	477 gr.

PROGRAMMABLE COMMON LED LUMINAIRY TO EMERGENCY LED LUMINAIRY CONVERTER 4,8V 1,5Ah/3Ah
(LED volt output 50-100V DC / batteries are not included)

GR-1107/100V	960110705	4,8V / 1,5Ah / 3Ah	1,5 or 3 h	4,75W/5VA	135 gr.
--------------	-----------	--------------------	------------	-----------	---------

PROGRAMMABLE COMMON LED LUMINAIRY TO EMERGENCY LED LUMINAIRY CONVERTER 4,8V 1,5Ah/3Ah
(LED volt output 50-100V DC)

GR-1107/100V/B-973/HT	960110706	4,8V / 1,5Ah	1,5	4,75W/5VA	391 gr.
GR-1107/100V/B-941/HT	960110707	4,8V / 3Ah	3 h	4,75W/5VA	477 gr.

PROGRAMMABLE COMMON LED LUMINAIRY TO EMERGENCY LED LUMINAIRY CONVERTER 4,8V 1,5Ah/3Ah

GR-1107/100V/B-973/HT/3H	960110710	4,8V / 1,5Ah / 3Ah	default 3h	4,75W/5VA	392 gr.
--------------------------	-----------	--------------------	------------	-----------	---------



ADDRESSABLE LIGHT



IP30



* KM640086
BS EN 62034
*It has BSI certification

Type	Code	Battery	Duration	Consumption	Gross weight
------	------	---------	----------	-------------	--------------

ADDRESSABLE LUMINARIES CONTROL PANEL 220-240V AC/ 50-60Hz

GR-6500*	923650001	12V/7Ah	>3h	25W/35VA	1605,5 gr.
----------	-----------	---------	-----	----------	------------



ACCESSORIES

UPON DEMAND	Code	Description	Gross weight
GR-6600/ADR	923660002	Addressable module for emergency lighting	31 gr.
GR-6079	923607900	Addressable module for LED GR-1107xx and fluorescent lamp converters GR-1004xx	154 gr.
GR-8530	923853000	Network Ethernet adaptor	32 gr.



ADDRESSABLE EASY LIGHT

IP40 26m



* KM640081
BS EN 60598-2-22
*They have CNBOP-PIB certification
*They have BSI certification



S-31101/S65L



S-31101/S65R



S-31101/S65D

Type	Code	Battery	Duration	Consumption	Light output (Mains / Emergency)	Gross weight
------	------	---------	----------	-------------	----------------------------------	--------------

LED ADDRESSABLE, EMERGENCY LUMINARIES, SELF-TESTING, MAINTAINED

GR-315/15L/ADR/A*	923315022	3,6V/600mAh Ni-Cd	1,5 h	3,4W/3,8VA	105/105 lm	822 gr.
GR-316/15L/ADR/A*	923316018	3,6V/1,5Ah Ni-Cd	3 h	3,3W/3,7VA	105/105 lm	899 gr.
GR-315/30L/ADR/A*	923315023	3,6V/1,5Ah Ni-Cd	1,5 h	4,5W/4,9VA	210/210 lm	899 gr.
GR-316/30L/ADR/A*	923316019	3,6V/3Ah Ni-Cd	3 h	5,3W/5,6VA	210/210 lm	970 gr.

The packaging contains 15pcs.

LED ADDRESSABLE, EMERGENCY LUMINARIES, SELF-TESTING, MAINTAINED

GR-315/4P/ADR/A	923315028	4,8V/1,5Ah Ni-Cd	1,5 h	4,7W/5,1VA	175lm/350lm	-
GR-316/4P/ADR/A	923316024	4,8V/3Ah Ni-Cd	3 h	5,3W/5,7VA	175lm/350lm	-
GR-315/6P/ADR/A	923315029	4,8V/3Ah Ni-Cd	1,5 h	6,2W/6,5VA	245lm/480lm	-
GR-316/6P/ADR/A	923316025	4,8V/4Ah Ni-Mh	3 h	6,2W/6,5VA	245lm/480lm	-

The packaging contains 15pcs.



ACCESSORIES	Code	Description	Gross weight
A-3018	980330180	Suspended ceiling mounting springs	10,9 gr.
SP-116	922116000	Double sided 6mm marking panel	294 gr.
SP-116/P/R	922116001	Double sided Plexiglass 4mm marking panel right direction	434 gr.
SP-116/P/L	922116002	Double sided Plexiglass 4mm marking panel left direction	434 gr.
SP-116/P/D	922116003	Double sided Plexiglass 4mm marking panel down direction	434 gr.



ADDRESSABLE EASY LIGHT

IP40 26m



*They have BSI & CNBOP certifications



S-13100/S65L



S-13100/S65R



S-13100/S65D

Type	Code	Battery	Duration	Consumption	Light output (Mains / Emergency)	Gross weight
------	------	---------	----------	-------------	-------------------------------------	--------------

LED ADDRESSABLE EMERGENCY LUMINARIES, SELF-TESTING, MAINTAINED

GR-1315/15L/ADR*	923131504	3,6V/600mAh Ni-Cd	1,5 h	3,4W/3,8VA	105/105 lm	800 gr.
GR-1316/15L/ADR*	923131604	3,6V/1,5Ah Ni-Cd	3 h	3,3W/3,7VA	105/105 lm	880 gr.
GR-1315/30L/ADR*	923131505	3,6V/1,5Ah Ni-Cd	1,5 h	4,5W/4,9VA	210/210 lm	880 gr.
GR-1316/30L/ADR*	923131605	3,6V/3Ah Ni-Cd	3 h	5,3W/5,6VA	210/210 lm	950 gr.

The packaging contains 15pcs.



ACCESSORIES	Code	Description	Gross weight
A-3018	980330180	Suspended ceiling mounting springs	10,9 gr.
SP-116	922116000	Double sided PVC 6mm marking panel	294 gr.
SP-116/P/R	922116001	Double sided Plexiglass 4mm marking panel right direction	434 gr.
SP-116/P/L	922116002	Double sided Plexiglass 4mm marking panel left direction	434 gr.
SP-116/P/D	922116003	Double sided Plexiglass 4mm marking panel down direction	434 gr.



ADDRESSABLE SPOT LIGHT

IP40 IK08



*They have BSI & CNBOP certifications

Type	Code	Battery	Duration	Consumption	Light output	Installation	Gross weight
------	------	---------	----------	-------------	--------------	--------------	--------------

LED ADDRESSABLE EMERGENCY LUMINARIES, SELF-TESTING, CEILING MOUNTED, NON-MAINTAINED

GR-291/ADR*	923291003	4,8V/1,2Ah Ni-Mh	1,5 h	3,7W/4,1VA	270 lm	Open areas	542 gr.
GR-293/ADR*	923293001	4,8V/1,2Ah Ni-Mh	3 h	3,7W/4,1VA	160 lm	Open areas	542 gr.
GR-290/ADR*	923290003	4,8V/1,2Ah Ni-Mh	1,5 h	3,7W/4,1VA	270 lm	Escape routes	542 gr.
GR-292/ADR*	923292001	4,8V/1,2Ah Ni-Mh	3 h	3,7W/4,1VA	160 lm	Escape routes	542 gr.

The packaging contains 26pcs.


LED ADDRESSABLE EMERGENCY LUMINARIES, WATERPROOF, SELF-TESTING, CEILING MOUNTED, NON-MAINTAINED

GR-291/ADR/WP	923291010	4,8V/1,2Ah Ni-Mh	1,5 h	3,7W/4,1VA	270 lm	Open areas	542 gr.
GR-293/ADR/WP	923293006	4,8V/1,2Ah Ni-Mh	3 h	3,7W/4,1VA	160 lm	Open areas	542 gr.
GR-290/ADR/WP	923290009	4,8V/1,2Ah Ni-Mh	1,5h	3,7W/4,1VA	270 lm	Escape routes	542 gr.
GR-292/ADR/WP	923292006	4,8V/1,2Ah Ni-Mh	3 h	3,7W/4,1VA	160 lm	Escape routes	542 gr.

The packaging contains 26pcs.



ADDRESSABLE WEATHER LIGHT



*They have BSI certification



S-93593/S65L



S-93593/S65R



S-93593/S65D

Type	Code	Battery	Duration	Consumption	Light output (Mains / Emergency)	Gross weight
------	------	---------	----------	-------------	----------------------------------	--------------

LED EMERGENCY LUMINARIES, WATERPROOF, ADDRESSABLE, SELF-TESTING, MAINTAINED

GR-938/15L/ADR*	923938014	3,6V/600mAh Ni-Cd	1,5 h	3,4W/3,8VA	105/105 lm	1000 gr.
GR-938/30L/ADR*	923938015	3,6V/1,5Ah Ni-Cd	1,5 h	4,5W/4,9VA	210/210 lm	1070 gr.
GR-939/15L/ADR*	923939014	3,6V/1,5Ah Ni-Cd	3 h	3,3W/3,7VA	105/105 lm	1068 gr.
GR-939/30L/ADR*	923939015	3,6V/3Ah Ni-Cd	3 h	5,3W/5,6VA	210/210 lm	1141 gr.
GR-938/4P/ADR	923938012	4,8V/1,5Ah Ni-Cd	1,5 h	4W/7,5VA	175/350 lm	1095 gr.
GR-938/6P/ADR	923938013	4,8V/3Ah Ni-Cd	1,5 h	5,9W/8,4VA	245/480 lm	1185 gr.
GR-939/4P/ADR	923939012	4,8V/3Ah Ni-Cd	3 h	5W/7,7VA	175/350 lm	1185 gr.
GR-939/6P/ADR	923939013	4,8V/4Ah Ni-Mh	3 h	6W/8,5VA	245/480 lm	1235 gr.

The packaging contains 12pcs.

ACCESSORIES

Code	Description	Gross weight
A-1017	Double sided diffuser	538 gr.
A-9000	Ceiling bracket for GR-9xx/xxL	879 gr.



ADDRESSABLE WEATHER LIGHT



KM640081
BS EN 60598-2-22

*They have BSI & CNBOP certifications



S-1938/S65L



S-1938/S65R



S-1938/S65D

Type	Code	Battery	Duration	Consumption	Light output (Mains / Emergency)	Gross weight
------	------	---------	----------	-------------	----------------------------------	--------------

LED EMERGENCY LUMINARIES, WATERPROOF, SELF-TESTING, MAINTAINED

GR-1938/15L/ADR*	923193804	3,6V/600mAh Ni-Cd	1,5 h	3,4W/3,8VA	105/105 lm	738 gr.
GR-1938/30L/ADR*	923193805	3,6V/1,5Ah Ni-Cd	1,5 h	4,5W/4,9VA	210/210 lm	811 gr.
GR-1939/15L/ADR*	923193904	3,6V/1,5Ah Ni-Cd	3 h	3,3W/3,7VA	105/105 lm	818 gr.
GR-1939/30L/ADR*	923193905	3,6V/3Ah Ni-Cd	3 h	5,3W/5,6VA	210/210 lm	890 gr.

The packaging contains 12pcs.



A-9100/ST



A-1900

ACCESSORIES

Code	Description	Gross weight
A-9100/ST	Plastic double sided diffuser for self-testing	513,50 gr.
A-1900	Test card	24,50 gr.




ADDRESSABLE ECO LIGHT



KM640081
BS EN 60598-2-22

*The have BSI & CNBOP certifications



SW28/L
SW34/L
SW44/L

SW28/R
SW34/R
SW44/R

SW28/DR
SW34/DR
SW44/DR

SW28/DL
SW34/DL
SW44/DL

Type	Code	Battery	Duration	Consumption	Light output (Mains / Emergency)	Gross weight
------	------	---------	----------	-------------	-------------------------------------	--------------

LED ADDRESSABLE INTERNALLY ILLUMINATED SAFETY SIGNS, SELF-TESTING, MAINTAINED

ZLD-28/EM/ADR*	922502862	3,6V/1,5Ah Ni-Mh	3 h	3,8W/6,5VA	125/125 lm	1031,50 gr.
ZLD-34/EM/ADR*	922503467	3,6V/1,5Ah Ni-Mh	3 h	4W/6,7VA	145/125 lm	1425 gr.
ZLD-44/EM/ADR	922504458	3,6V/1,5Ah Ni-Mh	3 h	4,3W/6,9VA	170/125 lm	1978 gr.



ACCESSORIES

(UPON DEMAND)

	Code	Description	Gross weight
A-1018/PL/ST	927101802	Recess mounting base for self-testing ZLD-28	165 gr.
A-1020/PL/ST	927102002	Recess mounting base for self-testing ZLD-34	195 gr.
A-1130	927311300	Set of accessories (1m) for ceiling mounting (silver)	375 gr.
A-1131	927311310	Set of accessories (0,5m) for ceiling mounting (silver)	280 gr.
A-1132	927311320	Set of accessories (0,25m) for ceiling mounting (silver)	139 gr.
A-1133	927311330	Accessory for vertical wall mounting (silver)	106,5 gr.
A-1134	927311340	Accessory for wall mounting (silver)	111 gr.



ADDRESSABLE POWER LIGHT

IP42



*They have BSI certification

Type	Code	Battery	Duration	Consumption	Light source	Light output (Mains / Emergency)	Gross weight
------	------	---------	----------	-------------	--------------	-------------------------------------	--------------

LED ADDRESSABLE EMERGENCY LUMINARIES, SELF-TESTING, NON-MAINTAINED

GRL-37/90/ADR*	923037007	12V/7Ah Pb	1,5 h	16VA	2x6P Leds	3200 lm	4360 gr.
GRL-37/180/ADR*	923037008	2x12V/7Ah Pb	3 h	16VA	2x6P Leds	3200 lm	6560 gr.
GRL-39/ADR	923039005	12V/7Ah Pb	3 h	16VA	2X84 Leds	1620 lm	3880 gr.



ADDRESSABLE POWER LIGHT

IP65



*They have BSI certification

Type	Code	Battery	Duration	Consumption	Light source	Light output (Mains / Emergency)	Gross weight
------	------	---------	----------	-------------	--------------	-------------------------------------	--------------

LED ADDRESSABLE EMERGENCY LUMINARIES, WATERPROOF, SELF-TESTING, NON-MAINTAINED

GRL-37/90/WP/ADR*	923037009	12V/7Ah Pb	1,5 h	16VA	2x6P Leds	3200 lm	4616 gr.
GRL-37/180/WP/ADR*	923037010	2x12V/7Ah Pb	3 h	16VA	2x6P Leds	3200 lm	6677 gr.
GRL-39/WP/ADR	923039006	12V/7Ah Pb	3 h	16VA	2X84 Leds	1620 lm	4055 gr.

The below product categories with self-testing emergency luminaries

- Bau Light
- Tetragono Light
- Spot Light
- Led light box
- ECO LED Light (KLD-xx/ST & KLR-20/ST)
- Slim Led Light (GR-21xx/ST/M)
- ECO Light (PLD-25/NiMH/M)

are compatible with **addressable emergency lighting** panel GR-6500 with the connection of GR-6600/ADR module.

Example:

Ordering codes: PLD-25/NiMH/M+GR-6600/ADR is the addressable version of PLD-25NiMH/M emergency luminary.



WIRELESS EMERGENCY LIGHTING MONITORING



Type	Code	Description	Duration	Battery	Consumption	Gross weight
WIRELESS EMERGENCY LIGHTING MONITORING						
GR-7610	923761000	i-OLEG Olympia Electronics Lumigate	1h	6V/1,3Ah Pb	23VA	1434 gr.
GR-7605	923760500	Rssi tester / USB gateway	2h	3,6V/240mAh NiMH	0,7W/0,14A	193 gr.
GR-7601	923760100	Ethernet gateway	-	-	2VA	237 gr.
GR-7602	923760200	Wifi gateway	-	-	2VA	225 gr.
GR-7604	923760400	Network extender	-	-	1,5VA	224 gr.
GR-6600/WL	923660003	Wireless module for emergency lighting			0,1W/30mA	25,5 gr.



The product categories below with self-testing emergency luminaires

- Bau Light
- Tetragono Light
- Spot Light
- ECO LED Light (KLD-xx/ST & KLR-20/ST)
- Slim Led Light (GR-21xx/ST/M)
- ECO Light (PLD-25/NiMH/M)
- Power Light (GRL-3x)
- Skyline

are compatible with **wireless emergency lighting** panel GR-7610 with the connection of GR-6600/WL wireless module.

ADDITIONAL MODULES FOR EMERGENCY LIGHTING



Type	Code	Description	Consumption	Gross weight
MODULES FOR EMERGENCY LIGHTING				
GR-6600/ADR	923660002	Addressable module for emergency lighting	300µA	31 gr.
GR-6600/REL	923660004	Fault relay module for emergency light	20mA	26 gr.
GR-6600/RM	923660005	Remote Control module for emergency lighting		24 gr.

The product categories below with self-testing emergency luminaires

- Bau Light
- Tetragono Light
- Spot Light
- Led Light Box
- ECO LED Light (KLD-xx/ST & KLR-20/ST)
- Slim Led Light (GR-21xx/ST/M)
- ECO Light (PLD-25/NiMH/M)
- Power Light (GRL-3x)
- Skyline

are compatible with the connection GR-6600/ADR GR-6600/REL and GR-6600/REM



24V DC ADDRESSABLE CENTRAL BATTERY SYSTEM (CBS)



IP21



Km645103
BS EN 50171

*They have BSI certification

Type	Code	Description	Gross weight
------	------	-------------	--------------

300W / 24V DC PANELS

GR-8600/300/4*	923860004	300 Watt panel with 4 lighting circuits. Requires 2 batteries 12V/33Ah (A-1200)	19300 gr.
GR-8600/300/8*	923860005	300 Watt panel with 8 lighting circuits. Requires 2 batteries 12V/33Ah (A-1200)	19600 gr.

600W / 24V DC PANELS

GR-8600/600/8*	923860006	600 Watt panel with 8 lighting circuits. Requires 2 batteries 12V/55Ah (A-1202)	
----------------	-----------	---	--



PERIPHERALS UPON DEMAND

GR-8610	923861000	4 zone lighting circuit extension card for addressable luminaires CBS 24V / 300 Watt	347 gr.
GR-8530	923853000	Network card through ETHERNET	32 gr.

ACCESSORIES	Code	Description	Gross weight
GR-8500/PS	808385002	Spare power supply for maintained operation (GR-8500, GR-8600)	1187,5 gr.
GR-8500/PSC	808385003	Spare power supply for charging (GR-8500, GR-8600, GR-9500)	1131 gr.



ADDRESSABLE 24V DC EASY LIGHT

IP40 26m



KM640081
BS EN 60598-2-22

*They have BSI certification



Type	Code	Battery	Duration	Consumption	Light output (Mains / Emergency)	Gross weight
------	------	---------	----------	-------------	-------------------------------------	--------------

LED ADDRESSABLE EMERGENCY LUMINARIES 24V DC

GR-324/15L/24V/ADR/A	923324021	-	-	1,5W	125lm	710 gr.
GR-324/30L/24V/ADR/A	923324022	-	-	2,3W	255lm	710 gr.

The packaging contains 15pcs.



ACCESSORIES	Code	Description	Gross weight
A-3018	980330180	Suspended ceiling mounting springs	10,9 gr.
SP-116	922116000	Double sided PVC 6mm marking panel	294 gr.
SP-116/P/R	922116001	Double sided Plexiglass 4mm marking panel right direction	434 gr.
SP-116/P/L	922116002	Double sided Plexiglass 4mm marking panel left direction	434 gr.
SP-116/P/D	922116003	Double sided Plexiglass 4mm marking panel down direction	434 gr.



ADDRESSABLE 24V DC EASY LIGHT

IP40 26m



*They have BSI certification



S-13100/S65L



S-13100/S65R



S-13100/S65D

Type	Code	Battery	Duration	Consumption	Light output (Mains / Emergency)	Gross weight
LED ADDRESSABLE EMERGENCY LUMINARIES 24V DC						
GR-1325/15L/24V/ADR	923132501	-	-	1,5W	125 lm	710 gr.
GR-1325/30L/24V/ADR	923132500	-	-	2,3W	255 lm	710 gr.

The packaging contains 15pcs.



ACCESSORIES	Code	Description	Gross weight
A-3018	980330180	Suspended ceiling mounting springs	10,9 gr.
SP-116	922116000	Double sided PVC 6mm marking panel	294 gr.
SP-116/P/R	922116001	Double sided PVC 4mm marking panel right direction	434 gr.
SP-116/P/L	922116002	Double sided PVC 4mm marking panel left direction	434 gr.
SP-116/P/D	922116003	Double sided PVC 4mm marking panel down direction	434 gr.



ADDRESSABLE 24V DC WEATHER LIGHT

IP65 20m



*They have BSI certification



S-1938/S65L



S-1938/S65R



S-1938/S65D

Type	Code	Battery	Duration	Consumption	Light output (Mains / Emergency)	Gross weight
LED ADDRESSABLE EMERGENCY LUMINARIES 24V DC						
GR-1926/15L/24V/ADR	923192608	-	-	1,5W	125 lm	642 gr.
GR-1926/30L/24V/ADR	923192609	-	-	2,3W	255 lm	642 gr.

The packaging contains 12pcs.



ACCESSORIES	Code	Description	Gross weight
A-9100	927910001	Plastic double sided diffuser	513,50 gr.
A-1900	927190000	Test card	24,50 gr.



GR-281/24V/ADR



GR-280/24V/ADR

ADDRESSABLE 24V DC SPOT LIGHT



IP40 IK08



KM640081
BS EN 60598-2-22



*They have BSI certifications

Type	Code	Battery	Duration	Consumption	Light output (Mains / Emergency)	Installation	Gross weight
------	------	---------	----------	-------------	-------------------------------------	--------------	--------------

LED ADDRESSABLE EMERGENCY LUMINARIES, CEILING MOUNTED 24V DC

GR-281/24V/ADR	923281004	-	-	3,2W	270 lm	Open areas	324 gr.
GR-280/24V/ADR	923280004	-	-	3,2W	270 lm	Escape routes	324 gr.

The packaging contains 26pcs.



ADDRESSABLE 24V DC SLIM LEDs LIGHT

IP30 22m



S-21000/S65L



S-21000/S65R



S-21000/S65D

Type	Code	Battery	Duration	Consumption	Light output (Mains / Emergency)	Gross weight
------	------	---------	----------	-------------	-------------------------------------	--------------


LED ADDRESSABLE EMERGENCY LUMINARIES 24V DC

GR-2100/CBS/24V ADR	923210006	-	-	1,2W	120 lm	444 gr.
---------------------	-----------	---	---	------	--------	---------

The packaging contains 20pcs.

ACCESSORIES - WOODEN BASE

	Code	Color	Gross weight
WB-2100/CH	927210000	Cherry	284 gr.
WB-2100/NC	927210001	Natural Cherry	296,5 gr.
WB-2100/WN	927210002	Walnut	217 gr.





ADDRESSABLE 24V DC ECO LIGHT

IP40
 16m ZLD-28
 30m ZLD-34
 IK07



KM640081
BS EN 60598-2-22

They have BSI certifications



SW-28/L SW-34/L
 SW-28/R SW-34/R
 SW-28/DR SW-34/DR
 SW-28/DL SW-34/DL

Type	Code	Battery	Duration	Consumption	Light output (Mains / Emergency)	Gross weight
------	------	---------	----------	-------------	----------------------------------	--------------

LED ADDRESSABLE INTERNALLY ILLUMINATED SAFETY SIGNS 24V DC

ZLD-28/24V/ADR/EM	922502869	-	-	1,6W	150 lm	887 lm
ZLD-34/24V/ADR/EM	922503473	-	-	1,8W	175 lm	1266 lm



ACCESSORIES

(UPON DEMAND)	Code	Description	Gross weight
A-1018/PL	927101801	Recess mounting base (silver)	165 gr.
A-1020/PL	927102001	Recess mounting base (silver)	195 gr.
A-1130	927311300	Set of accessories (1m) for ceiling mounting (silver)	375 gr.
A-1131	927311310	Set of accessories (0,5m) for ceiling mounting (silver)	278 gr.
A-1132	927311320	Set of accessories (0,25m) for ceiling mounting (silver)	139 gr.
A-1133	927311330	Accessory for vertical wall mounting (silver)	106,5 gr.
A-1134	927311340	Accessory for wall mounting (silver)	111 gr.



GR-75x/xx/LP




GR-75x/xx/HP

ADDRESSABLE 24V DC BAU LIGHT

IP54
 17m
 15m



GR-75x/ST/LP/xx



S-73600/L S-73600/R S-73600/D S-73600/U
 S-73601/L S-73601/R S-73601/D

GR-75x/ST/HP/xx



S-75000/L S-75000/R S-75000/D

Type	Code	Battery	Duration	Consumption	Light output (Mains / Emergency)	Gross weight
------	------	---------	----------	-------------	----------------------------------	--------------

LED ADDRESSABLE INTERNALLY ILLUMINATED SAFETY SIGNS 24V DC

GR-750/CBS/24V/ADR/HP/LL	923750003	-	-	1,5W	200 lm	753 gr.
GR-751/CBS/24V/ADR/LP/LL	923751002	-	-	1,5W	200 lm	705 gr.
GR-752/CBS/24V/ADR/HP/HL	923752002	-	-	2,5W	350 lm	753 gr.
GR-753/CBS/24V/ADR/LP/HL	923753002	-	-	2,5W	350 lm	705 gr.

The packaging contains 12pcs.



ADDRESSABLE 24V DC ECO LIGHT



IP54 20m



SW-20/L SW-20/R SW-20/DR SW-20/DL

The packaging includes pictograms for all the above directions

Type	Code	Battery	Duration	Consumption	Light output	Gross weight
------	------	---------	----------	-------------	--------------	--------------

LED ADDRESSABLE INTERNALLY ILLUMINATED SAFETY SIGNS 24V DC

KLR-20/CBS/24V/ADR	922502052	-	-	1,2W	112 lm	680 gr.
--------------------	-----------	---	---	------	--------	---------



IP54 22m 30m
KLD-22 KLD-30



SW-22/L SW-22/R SW-22/DR SW-22/DL SW-31/L SW-31/R SW-31/DR SW-31/DL

The packaging includes pictograms for all the above directions

Type	Code	Battery	Duration	Consumption	Light output	Gross weight
------	------	---------	----------	-------------	--------------	--------------

LED ADDRESSABLE INTERNALLY ILLUMINATED SAFETY SIGNS 24V DC

KLD-22/CBS/24V/ADR	922502202	-	-	1,2W	112 lm	914 gr.
KLD-30/CBS/24V/ADR	922503052	-	-	1,2W	112 lm	1105 gr.





ACCESSORIES

(UPON DEMAND)

Code	Description	Gross weight
A-2130	Set of accessories (1m) for ceiling mounting (white)	375 gr.
A-2131	Set of accessories (0,5m) for ceiling mounting (white)	280 gr.
A-2132	Set of accessories (0,25m) for ceiling mounting (white)	139 gr.
A-2133	Accessory for vertical wall mounting (white)	108 gr.
A-2136	Accessory set for ceiling mounted hanging installations with 2,5m cable	164 gr.
A-2520/PL	Suspended ceiling base for luminary KLD-xx (white)	165 gr.




ADDRESSABLE 24V DC LED LIGHT BOX



 IP44 26m
 LLB-26



Type	Code	Battery	Duration	Consumption	Light output (Mains / Emergency)	Gross weight
LED ADDRESSABLE INTERNALLY ILLUMINATED SAFETY SIGNS 24V DC, DOUBLE SIDED						
LLB-26/CBS/24V/ADR		-	-	2,5W	300 lm	843 gr.



ACCESSORIES	Code	Description	Gross weight
A-1130	927311300	Set of accessories (1m) for ceiling mounting (silver)	375 gr.
A-1131	927311310	Set of accessories (0,5m) for ceiling mounting (silver)	280gr.
A-1132	927311320	Set of accessories (0,25m) for ceiling mounting (silver)	139 gr.
A-1135	927311350	Accessory for vertical wall mounting (silver)	204 gr.
A-1136	927311360	Accessory set for ceiling mounted hanging installations with 2,5m cable (silver)	164 gr.



CONVENTIONAL BATTERY SYSTEM CBS 24V DC



IP21



*They have BSI certification


Type	Code	Description	Gross weight
------	------	-------------	--------------

300W / 24V DC PANELS

GR-8500/300/4	923850000	300 Watt panel with 4 lighting circuits. Requires 2 batteries 12V/33Ah (A-1200)	19400 gr.
GR-8500/300/8*	923850001	300 Watt panel with 8 lighting circuits. Requires 2 batteries 12V/33Ah (A-1200)	19700 gr.
GR-8500/300/12	923850002	300 Watt panel with 12 lighting circuits. Requires 2 batteries 12V/33Ah (A-1200)	20000 gr.
GR-8500/300/16	923850003	300 Watt panel with 16 lighting circuits. Requires 2 batteries 12V/33Ah (A-1200)	20300 gr.

600W / 24V DC PANELS

GR-8500/600/8	923850004	600 Watt panel with 8 lighting circuits. Requires 2 batteries 12V/55Ah (A-1202)	20900 gr.
GR-8500/600/16*	923850005	600 Watt panel with 16 lighting circuits. Requires 2 batteries 12V/55Ah (A-1202)	21500 gr.



PERIPHERALS UPON DEMAND

GR-8510	923851000	4 zone lighting circuit extension card 24V / 300 Watt	293 gr.
GR-8530	923853000	Network card through ETHERNET	32 gr.

ACCESSORIES

Code	Description	Gross weight
GR-8500/PS	Spare power supply for maintained operation (GR-8500, GR-8600)	1187,5 gr.
GR-8500/PSC	Spare power supply for charging (GR-8500, GR-8600, GR-9500)	1131 gr.



CBS 24V DC EASY LIGHT

IP40 26m



*They have BSI certification



S-31101/S65L



S-31101/S65R



S-31101/S65D

Type	Code	Battery	Duration	Consumption	Light output (Mains / Emergency)	Gross weight
------	------	---------	----------	-------------	-------------------------------------	--------------

LED EMERGENCY LUMINARIES CBS 24V DC

GR-325/6P/24V DC/A	923325008	-	-	5,7W	580 lm	684 gr.
GR-324/15L/24V DC/A*	923324018	-	-	1W	125 lm	684 gr.
GR-324/30L/24V DC/A*	923324019	-	-	2W	255 lm	684 gr.

The packaging contains 15pcs.



ACCESSORIES	Code	Description	Gross weight
A-3018	980330180	Suspended ceiling mounting springs	10,9 gr.
SP-116	922116000	Double sided PVC 6mm marking panel	294 gr.
SP-116/P/R	922116001	Double sided Plexiglass 4mm marking panel right direction	434 gr.
SP-116/P/L	922116002	Double sided Plexiglass 4mm marking panel left direction	434 gr.
SP-116/P/D	922116003	Double sided Plexiglass 4mm marking panel down direction	434 gr.



CBS 24V DC EASY LIGHT

IP40 22m



*They have BSI certification



S-13100/S65L



S-13100/S65R



S-13100/S65D

Type	Code	Battery	Duration	Consumption	Light output (Mains / Emergency)	Gross weight
------	------	---------	----------	-------------	-------------------------------------	--------------

LED EMERGENCY LUMINARIES CBS 24V DC

GR-1324/15L/24V DC	923132404	-	-	1W	125 lm	687 gr.
GR-1324/30L/24V DC	923132405	-	-	2W	250 lm	687 gr.

The packaging contains 15pcs.



ACCESSORIES	Code	Description	Gross weight
A-3018	980330180	Suspended ceiling mounting springs	10,9 gr.
SP-116	922116000	Double sided PVC 6mm marking panel	294 gr.
SP-116/P/R	922116001	Double sided Plexiglass 4mm marking panel right direction	434 gr.
SP-116/P/L	922116002	Double sided Plexiglass 4mm marking panel left direction	434 gr.
SP-116/P/D	922116003	Double sided Plexiglass 4mm marking panel down direction	434 gr.



CBS 24V DC WEATHER LIGHT



IP65
 26m
 IK08



S-93593/S65L



S-93593/S65R



S-93593/S65D

Type	Code	Battery	Duration	Consumption	Light output (Mains / Emergency)	Gross weight
------	------	---------	----------	-------------	----------------------------------	--------------

LED EMERGENCY LUMINARIES CBS 24V DC

GR-926/15L/24V DC	923926014	-	-	1,2W	125 lm	835 gr.
GR-926/30L/24V DC	923926015	-	-	2,1W	250 lm	835 gr.

The packaging contains 12pcs.



ACCESSORIES	Code	Description	Gross weight
A-1017	927101700	Plastic double sided diffuser	538 gr.
A-9000	927900001	Ceiling bracket for GR-9xx/xxL	879 gr.



CBS 24V DC WEATHER LIGHT



KM640081
BS EN 60598-2-22



IP65
 20m

*They have BSI certifications



S-1938/S65L



S-1938/S65R



S-1938/S65D

Type	Code	Battery	Duration	Consumption	Light output (Mains / Emergency)	Gross weight
------	------	---------	----------	-------------	----------------------------------	--------------

LED EMERGENCY LUMINARIES CBS 24V DC

GR-1926/15L/24V DC	923192604	-	-	1W	125 lm	620 gr.
GR-1926/30L/24V DC	923192605	-	-	2W	255 lm	620 gr.

The packaging contains 12pcs.



ACCESSORIES	Code	Description	Gross weight
A-9100	927910001	Plastic double sided diffuser	513,50 gr.
A-1900	927190000	Test card	24,50 gr.



CBS 24V DC SPOT LIGHT



*They have BSI certification

Type	Code	Battery	Duration	Consumption	Light output (Mains / Emergency)	Installation	Gross weight
------	------	---------	----------	-------------	----------------------------------	--------------	--------------

LED EMERGENCY LUMINARIES, CEILING MOUNTED, CBS 24V DC

GR-280/24V DC	923280003	-	-	2,9W	270 lm	Escape routes	316 gr.
GR-281/24V DC	923281003	-	-	2,9W	270 lm	Open areas	316 gr.

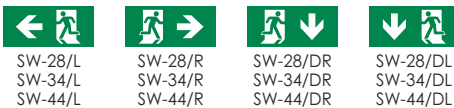
The packaging contains 26pcs.



CBS 24V DC ECO LIGHT




*They have BSI certification



Type	Code	Battery	Duration	Consumption	Light output (Mains / Emergency)	Gross weight
------	------	---------	----------	-------------	----------------------------------	--------------

LED INTERNALLY ILLUMINATED SAFETY SIGNS CBS 24V DC

ZLD-28/CBS/24V DC/EM*	922502867	-	-	1,4W	150 lm	880 gr.
ZLD-34/CBS/24V DC/EM*	922503471	-	-	1,6W	175 lm	1251 gr.
ZLD-44/CBS/24V DC/EM	922504462	-	-	1,85W	200 lm	1786 gr.



ACCESSORIES (UPON DEMAND)

Code	Description	Gross weight
A-1018/PL	Recess mounting base	159 gr.
A-1020/PL	Recess mounting base	180 gr.
A-1130	Set of accessories (1m) for ceiling mounting (silver)	375 gr.
A-1131	Set of accessories (0,5m) for ceiling mounting (silver)	280 gr.
A-1132	Set of accessories (0,25m) for ceiling mounting (silver)	139 gr.
A-1133	Accessory for vertical wall mounting (silver)	106,5 gr.
A-1134	Accessory for wall mounting (silver)	111 gr.



CBS 24V DC LOUNGE LIGHT



IP30
 15m SLD-28
 29m SLD-34
 37m SLD-44



SW-28/L SW-34/L SW-44/L	SW-28/R SW-34/R SW-44/R	SW-28/DR SW-34/DR SW-44/DR	SW-28/DL SW-34/DL SW-44/DL

Type	Code	Battery	Duration	Consumption	Light output (Mains / Emergency)	Gross weight
------	------	---------	----------	-------------	----------------------------------	--------------

LED INTERNALLY ILLUMINATED SAFETY SIGNS CBS 24V DC

SLD-28/CBS/SP/24V DC	922028021	-	-	1,2W	120 lm	770 gr.
SLD-34/CBS/SP/24V DC	922034020	-	-	1,5W	150 lm	1238 gr.
SLD-44/CBS/SP/24V DC	922044013	-	-	1,5W	150 lm	1808 gr.
SLD-28/CBS/DZ/24V DC	922028022	-	-	1,2W	120 lm	770 gr.
SLD-34/CBS/DZ/24V DC	922034021	-	-	1,5W	150 lm	1238 gr.
SLD-44/CBS/DZ/24V DC	922044014	-	-	1,5W	150 lm	1808 gr.

ACCESSORY

Code	Description	Gross weight
A-3018	Suspended ceiling mounting springs	10,9 gr.



CBS 24V ACDC WEATHER LIGHT

IP65
 26m
 IK08



S-93593/S65L	S-93593/S65R	S-93593/S65D

Type	Code	Battery	Duration	Consumption	Light output (Mains / Emergency)	Gross weight
------	------	---------	----------	-------------	----------------------------------	--------------

LED EMERGENCY LUMINARIES, WATERPROOF, CBS 24V ACDC

GR-926/15L/24V ACDC	923926011	-	-	1,2W/1,3VA	125 lm	835 gr.
GR-926/30L/24V ACDC	923926012	-	-	2,1W/2,2VA	250 lm	835 gr.

The packaging contains 12pcs.



ACCESSORIES

Code	Description	Gross weight
A-1017	Plastic double sided diffuser	538 gr.
A-9000	Ceiling bracket for GR-9xx/xxL	879 gr.



CBS 24V ACDC ECO LIGHT



SW-28/L SW-28/R SW-28/DR SW-28/DL
 SW-34/L SW-34/R SW-34/DR SW-34/DL
 SW-44/L SW-44/R SW-44/DR SW-44/DL

Type	Code	Battery	Duration	Consumption	Light output	Gross weight
------	------	---------	----------	-------------	--------------	--------------

LED INTERNALLY ILLUMINATED SAFETY SIGNS CBS 24V ACDC

ZLD-28/CBS/24V ACDC/EM	922502864	-	-	1,4W/1,55VA	150 lm	880 gr.
ZLD-34/CBS/24V ACDC/EM	922503469	-	-	1,6W/1,75VA	175 lm	1251 gr.
ZLD-44/CBS/24V ACDC/EM	922504460	-	-	1,85W/2,05VA	200 lm	1786 gr.

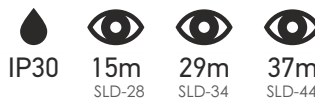


ACCESSORIES (UPON DEMAND)

	Code	Description	Gross weight
A-1018/PL	927101801	Recess mounting base	159 gr.
A-1020/PL	927102001	Recess mounting base	180 gr.
A-1130	927311300	Set of accessories (1m) for ceiling mounting (silver)	378 gr.
A-1131	927311310	Set of accessories (0,5m) for ceiling mounting (silver)	280 gr.
A-1132	927311320	Set of accessories (0,25m) for ceiling mounting (silver)	139 gr.
A-1133	927311330	Accessory for vertical wall mounting (silver)	106,5 gr.
A-1134	927311340	Accessory for wall mounting (silver)	111 gr.



CBS 24V ACDC LOUNGE LIGHT



SW-28/L SW-28/R SW-28/DR SW-28/DL
 SW-34/L SW-34/R SW-34/DR SW-34/DL
 SW-44/L SW-44/R SW-44/DR SW-44/DL

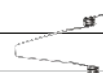
Type	Code	Battery	Duration	Consumption	Light output
------	------	---------	----------	-------------	--------------

LED INTERNALLY ILLUMINATED SAFETY SIGNS CBS 24V ACDC

SLD-28/CBS/SP/24V ACDC	922028017	-	-	1,2W/1,6VA	120 lm
SLD-34/CBS/SP/24V ACDC	922034016	-	-	1,5W/2VA	150 lm
SLD-44/CBS/SP/24V ACDC	922044010	-	-	1,5W/2VA	150 lm
SLD-28/CBS/DZ/24V ACDC	922028016	-	-	1,2W/1,6VA	120 lm
SLD-34/CBS/DZ/24V ACDC	922034015	-	-	1,5W/2VA	150 lm
SLD-44/CBS/DZ/24V ACDC	922044009	-	-	1,5W/2VA	150 lm

ACCESSORY

	Code	Description	Gross weight
A-3018	980330180	Suspended ceiling mounting springs	10,9 gr.





CONVENTIONAL CBS 230V AC CENTRAL BATTERY SYSTEM



IP21



*They have BSI certification

Type	Code	Description	Gross weight
300W / 230V AC PANELS			
GR-9500/300/4*	923950002	4 lighting circuits panel. Requires 2 batteries 12V/33Ah (A-1200)	20500 gr.
GR-9500/300/8*	923950004	8 lighting circuits panel. Requires 2 batteries 12V/33Ah (A-1200)	20900 gr.

600VA/1h or 200VA/3h / 230V AC PANELS

GR-9500/600/8*	923950003	8 lighting circuits panel. Requires 2 batteries 12V/55Ah (A-1202)	22500 gr.
----------------	-----------	---	-----------



PERIPHERALS UPON DEMAND

GR-9510	923951000	4 zone lighting circuit extension card 230V / 300 Watt	458 gr.
GR-8530	923853000	Network card through ETHERNET	32 gr.

ACCESSORY

Code	Description	Gross weight
GR-8500/PSC	Spare power supply for charging (GR-8500, GR-8600, GR-9500)	1131 gr.



CBS 230V AC SLIM LEDs LIGHT

IP40 18m



S-2000/S65L



S-2000/S65R



S-2000/S65D

Type	Code	Battery	Duration	Consumption	Light output	Gross weight
LED EMERGENCY LUMINARY CBS 230V AC						
GR-2000/CBS	923200004	-	-	1,55W/1,78VA	125 lm	350 gr.

The packaging contains 12pcs.

ACCESSORIES

Code	Description	Gross weight
A-2000/W	Set left - right decorative covers for GR-2000 (white color)	16 gr.
A-2000/B	Set left - right decorative covers for GR-2000 (bronze color)	16,5 gr.





CBS 230V AC EASY LIGHT



IP40 26m



KM640081
BS EN 60598-2-22

*They have BSI certification



S-31101/S65L



S-31101/S65R



S-31101/S65D

Type	Code	Battery	Duration	Consumption	Light output	Gross weight
------	------	---------	----------	-------------	--------------	--------------

LED EMERGENCY LUMINARIES CBS 230V AC

GR-324/4P/A	923324013	-	-	5,3W/5,4VA	460 lm	725,5 gr.
GR-325/6P/A	923325006	-	-	6,7W/7VA	580 lm	725,5 gr.
GR-324/15L/A*	923324014	-	-	1,5W/1,9VA	125 lm	731 gr.
GR-324/30L/A*	923324015	-	-	2,8W/3,1VA	250 lm	731 gr.

The packaging contains 15pcs.



ACCESSORIES	Code	Description	Gross weight
-------------	------	-------------	--------------

A-3018	980330180	Suspended ceiling mounting springs	10,9 gr.
SP-116	922116000	Double sided PVC 6mm marking panel	294 gr.
SP-116/P/R	922116001	Double sided Plexiglass 4mm marking panel right direction	434 gr.
SP-116/P/L	922116002	Double sided Plexiglass 4mm marking panel left direction	434 gr.
SP-116/P/D	922116003	Double sided Plexiglass 4mm marking panel down direction	434 gr.



CBS 230V AC EASY LIGHT

IP40 22m



KM640081
BS EN 60598-2-22

*They have BSI certification



S-13100/S65L



S-13100/S65R



S-13100/S65D

Type	Code	Battery	Duration	Consumption	Light output	Gross weight
------	------	---------	----------	-------------	--------------	--------------

LED EMERGENCY LUMINARIES CBS 230V AC

GR-1324/15L	923132400	-	-	1,5W/1,9VA	125 lm	713 gr.
GR-1324/30L	923132401	-	-	2,8W/3,1VA	250 lm	713 gr.



ACCESSORIES	Code	Description	Gross weight
-------------	------	-------------	--------------

A-3018	980330180	Suspended ceiling mounting springs	10,9 gr.
SP-116	922116000	Double sided PVC 6mm marking panel	294 gr.
SP-116/P/R	922116001	Double sided Plexiglass 4mm marking panel right direction	434 gr.
SP-116/P/L	922116002	Double sided Plexiglass 4mm marking panel left direction	434 gr.
SP-116/P/D	922116003	Double sided Plexiglass 4mm marking panel down direction	434 gr.



CBS 230V AC WEATHER LIGHT

IP65 26m IK08



S-93593/S65L



S-93593/S65R



S-93593/S65D

Type	Code	Battery	Duration	Consumption	Light output	Gross weight
LED EMERGENCY LUMINARIES CBS 230V AC						
GR-926/4P	923926005	-	-	5,8W/6,9VA	460 lm	834 gr.
GR-926/6P	923926006	-	-	6,5W/6,9VA	580 lm	834 gr.
GR-926/15L	923926007	-	-	1,75W/2VA	125 lm	863 gr.
GR-926/30L	923926008	-	-	2,9W/3,2VA	250 lm	863 gr.

The packaging contains 12pcs.



ACCESSORIES	Code	Description	Gross weight
A-1017	927101700	Plastic double sided diffuser	538 gr.
A-9000	927900001	Ceiling bracket for GR-9xx/xxL	879 gr.



CBS 230V AC WEATHER LIGHT

IP65 22m



KM640081
BS EN 60598-2-22



S-1938/S65L



S-1938/S65R



S-1938/S65D

*They have BSI certifications

Type	Code	Battery	Duration	Consumption	Light output	Gross weight
LED EMERGENCY LUMINARIES CBS 230V AC						
GR-1926/15L*	923192600	-	-	1,5W/1,9VA	125 lm	653 gr.
GR-1926/30L*	923192601	-	-	2,8W/3,1VA	250 lm	653 gr.
GR-1926/4P	923192610	-	-	5,3W/5,4VA	460 lm	659 gr.
GR-1926/6P	923192611	-	-	6,3W/7VA	580 lm	659 gr.

The packaging contains 12pcs.



ACCESSORIES	Code	Description	Gross weight
A-9100	927910001	Plastic double sided diffuser	513,50 gr.
A-1900	927190000	Test card	24,50 gr.



CBS 230V AC ECO LIGHT



SW-28/L SW-34/L SW-44/L
SW-28/R SW-34/R SW-44/R
SW-28/DR SW-34/DR SW-44/DR
SW-28/DL SW-34/DL SW-44/DL

Type	Code	Battery	Duration	Consumption	Light output	Gross weight
------	------	---------	----------	-------------	--------------	--------------

LED INTERNALLY ILLUMINATED SAFETY SIGNS CBS 230V AC

ZLD-28/CBS/EM*	922502863	-	-	1,9W/2,1VA	150 lm	985 gr.
ZLD-34/CBS/EM*	922503468	-	-	2,2W/2,42VA	175 lm	1380 gr.
ZLD-44/CBS/EM	922504459	-	-	2,6W/2,86VA	200 lm	1910 gr.



ACCESSORIES

(UPON DEMAND)

	Code	Description	Gross weight
A-1018/PL	927101801	Recess mounting base	159 gr.
A-1020/PL	927102001	Recess mounting base	180 gr.
A-1130	927311300	Set of accessories (1m) for ceiling mounting (silver)	375 gr.
A-1131	927311310	Set of accessories (0,5m) for ceiling mounting (silver)	280 gr.
A-1132	927311320	Set of accessories (0,25m) for ceiling mounting (silver)	139 gr.
A-1133	927311330	Accessory for vertical wall mounting (silver)	106,5 gr.
A-1134	927311340	Accessory for wall mounting (silver)	111 gr.



CBS 230V AC ECO LIGHT



SW-28/L SW-34/L SW-44/L
SW-28/R SW-34/R SW-44/R
SW-28/DR SW-34/DR SW-44/DR
SW-28/DL SW-34/DL SW-44/DL

Type	Code	Battery	Duration	Consumption	Light output	Gross weight
------	------	---------	----------	-------------	--------------	--------------

LED INTERNALLY ILLUMINATED SAFETY SIGNS CBS 230V AC

DLD-28/CBS/w	922202870	-	-	1,5W/4,5VA	100 lm	643 gr.
DLD-34/CBS/w	922603401	-	-	1,5W/4,5VA	125 lm	1000 gr.
DLD-44/CBS/w	922604410	-	-	1,5W/4,5VA	125 lm	1620 gr.

ACCESSORIES

(UPON DEMAND)

	Code	Description	Gross weight
A-1018/PL	927101801	Recess mounting base	159 gr.
A-1020/PL	927102001	Recess mounting base	180 gr.
A-1133	927311330	Accessory for vertical wall mounting (silver) (MLD-28-34)	106,5 gr.



CBS 230V AC LOUNGE LIGHT



IP30
 16m SLD-28
 30m SLD-34
 38m SLD-44



SW-28/L SW-34/L SW-44/L	SW-28/R SW-34/R SW-44/R	SW-28/DR SW-34/DR SW-44/DR	SW-28/DL SW-34/DL SW-44/DL

Type	Code	Battery	Duration	Consumption	Light output	Gross weight
LED INTERNALLY ILLUMINATED SAFETY SIGNS CBS 230V AC						
SLD-28/CBS/SP	922028009	-	-	1,35W/1,60VA	100 lm	930 gr.
SLD-34/CBS/SP	922034010	-	-	1,65W/1,9VA	125 lm	1260 gr.
SLD-44/CBS/SP	922044007	-	-	1,65W/1,9VA	125 lm	1970 gr.
SLD-28/CBS/DZ	922028003	-	-	1,35W/1,60VA	100 lm	930 gr.
SLD-34/CBS/DZ	922034004	-	-	1,65W/1,9VA	125 lm	1260 gr.
SLD-44/CBS/DZ	922044003	-	-	1,65W/1,9VA	125 lm	1970 gr.

ACCESSORY	Code	Description		
A-3018	980330180	Suspended ceiling mounting springs		10,9 gr.



CBS 230V AC LOUNGE LIGHT

IP44
 26m
 IK09



SW-25/L	SW-25/R	SW-25/DR	SW-25/DL

Type	Code	Battery	Duration	Consumption	Light output	Gross weight
LED INTERNALLY ILLUMINATED SAFETY SIGNS CBS 230V AC						
PLD-25/CBS	922502504	-	-	1,6W/1,8 VA	100 lm	885 gr.



ACCESSORIES	Code	Description	Gross weight
UPON DEMAND			
A-2510/PL	927251001	Recess mounting base	169 gr.
A-2130	927321300	Set of accessories (1m) for ceiling mounting (white)	375 gr.
A-2131	927321310	Set of accessories (0,5m) for ceiling mounting (white)	280gr.
A-2132	927321320	Set of accessories (0,25m) for ceiling mounting (white)	139 gr.
A-2133	927321330	Accessory for vertical wall mounting (white)	108 gr.



CBS 230V AC ECO LIGHT

IP54 20m



SW-20/L SW-20/R SW-20/DR SW-20/DL

The packaging includes pictograms for all the above directions

Type	Code	Battery	Duration	Consumption	Light output	Gross weight
LED INTERNALLY ILLUMINATED SAFETY SIGNS CBS 230V AC						
KLR-20/CBS	922502053	-	-	1,3W/1,7VA	100 lm	680 gr.



IP54 22m 30m
KLD-22 KLD-30



SW-22/L SW-22/R SW-22/DR SW-22/DL SW-31/L SW-31/R SW-31/DR SW-31/DL

The packaging includes pictograms for all the above directions

Type	Code	Battery	Duration	Consumption	Light output	Gross weight
LED INTERNALLY ILLUMINATED SAFETY SIGNS CBS 230V AC						
KLD-22/CBS	922502203	-	-	1,3W/1,7VA	100 lm	914 gr.
KLD-30/CBS	922503053	-	-	1,3W/1,7VA	100 lm	1165 gr.

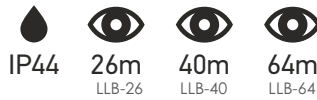


ACCESSORIES

(UPON DEMAND)	Code	Description	Gross weight
A-2130	927321300	Set of accessories (1m) for ceiling mounting (1m) white	375 gr.
A-2131	927321310	Set of accessories (0,5m) for ceiling mounting (0,5m) white	280 gr.
A-2132	927321320	Set of accessories (0,25m) for ceiling mounting (0,25m) white	139 gr.
A-2133	927321330	Accessory for vertical wall mounting (white)	108 gr.
A-2136	927321360	Accessory set for ceiling mounted hanging installations with 2,5m cable	164 gr.
A-2520/PL	927252001	Suspended ceiling base for luminary KLD-xx/CBS	165 gr.



CBS 230V AC LED LIGHT BOX



S65/L S65/R S65/DR S65/DL

Type	Code	Battery	Duration	Consumption	Light output	Gross weight
------	------	---------	----------	-------------	--------------	--------------

LED INTERNALLY ILLUMINATED SAFETY SIGNS CBS 230V AC

LLB-26/CBS	923026006	-	-	2,3W/2,8VA	255 lm	963 gr.
LLB-40/CBS	923040005	-	-	3,4W/3,8VA	410 lm	1644 gr.
LLB-64/CBS	923064005	-	-	5,8W/6,2VA	670 lm	2917 gr.


LLB-XX/○ All the above models can be manufactured as one sided luminaires with aluminum backplate



ACCESSORIES	Code	Description	Gross weight
A-1130	927311300	Set of accessories (1m) for ceiling mounting (silver)	375 gr.
A-1131	927311310	Set of accessories (0,5m) for ceiling mounting (silver)	280 gr.
A-1132	927311320	Set of accessories (0,25m) for ceiling mounting (silver)	139 gr.
A-1135	927311350	Accessory for vertical wall mounting	204 gr.
A-1136	927311360	Accessory set for ceiling mounted hanging installations with 2,5m cable	164 gr.



CBS 230V AC PROJECT LIGHT



S65/L S65/R S65/DR S65/DL

Type	Code	Battery	Duration	Consumption	Light output	Gross weight
------	------	---------	----------	-------------	--------------	--------------

LED INTERNALLY ILLUMINATED SAFETY SIGNS CBS 230V AC DOUBLE SIDED

GRL-860/EM	923860302	-	-	5,4W/5,7VA	510 lm	1388 gr.
GRL-870/EM	923870103	-	-	6,2W/7,4VA	680 lm	1955 gr.
GRL-880/EM	923880103	-	-	8,8W/9,1VA	850 lm	2565 gr.

GRL-XXX/EM/○ All the above models can be manufactured as single sided luminaires with an aluminum backplate



ACCESSORIES	Code	Description	Gross weight
A-1130	927311300	Set of accessories (1m) for ceiling mounting (silver)	375 gr.
A-1131	927311310	Set of accessories (0,5m) for ceiling mounting (silver)	280 gr.
A-1132	927311320	Set of accessories (0,25m) for ceiling mounting (silver)	139 gr.
A-1133	927311330	Accessory for vertical wall mounting (silver)	106,5 gr.
A-1134	927311340	Accessory for wall mounting	111 gr.



GR-75X/CBS/xx/LP



GR-75X/CBS/xx/HP

CBS 230V AC BAU LIGHT

IP54 17m 15m



GR-75x/ST/LP/xx



S-73600/L
S-73601/L

S-73600/R
S-73601/R

S-73600/D
S-73601/D

GR-75x/ST/HP/xx



S-75000/L

S-75000/R

S-75000/D

Type	Code	Battery	Duration	Consumption	Light output	Gross weight
------	------	---------	----------	-------------	--------------	--------------

LED INTERNALLY ILLUMINATED SAFETY SIGNS CBS 230V AC

GR-750/CBS/HP/LL	923750002	-	-	2W/2,3VA	190 lm	771 gr.
GR-751/CBS/LP/LL	923751001	-	-	2W/2,3VA	190 lm	722 gr.
GR-752/CBS/HP/HL	923752001	-	-	3,3W/3,6VA	350 lm	771 gr.
GR-753/CBS/LP/HL	923753001	-	-	3,3W/3,6VA	350 lm	722 gr.

The packaging contains 12pcs.



CBS 230V AC SPOT LIGHT

IP40



Type	Code	Battery	Duration	Consumption	Light output	Gross weight
------	------	---------	----------	-------------	--------------	--------------

LED EMERGENCY LUMINARIES, CEILING MOUNTED CBS 230V AC

GR-296/30L/CBS	923296000	-	-	2,9W/3,3VA	255lm	340 gr.
GR-296/60L/CBS	923296001	-	-	5,2W/5,6VA	510lm	340 gr.



GR-281



GR-280

CBS 230V AC SPOT LIGHT

IP40 IK08



KM640081
BS EN 60598-2-22

*They have BSI certification

Type	Code	Battery	Duration	Consumption	Light output	Gross weight
------	------	---------	----------	-------------	--------------	--------------

LED EMERGENCY LUMINARIES, CEILING MOUNTED CBS 230V AC

GR-281	923281000	-	-	2,6W/3VA	270 lm	Open spaces 333 gr.
GR-280	923280000	-	-	2,6W/3VA	270 lm	Escape routes 333 gr.



CBS 230V AC TETRAGONO LIGHT



IP65 IP42



Type	Code	Battery	Duration	Consumption	Light output	Installation
LED EMERGENCY LUMINARIES, CEILING MOUNTED CBS 230V AC						
GR-480/CBS/WP	923480000	-	-	3,2W/4VA	270lm	Escape routes
GR-481/CBS/WP	923481000	-	-	3,2W/4VA	270lm	Open areas
GR-480/CBS	923480001	-	-	3,2W/4VA	270lm	Escape routes
GR-481/CBS	923481001	-	-	3,2W/4VA	270lm	Open areas

The packaging contains 12pcs.



CBS 230V AC ANTIEXPLOSIVE LED LIGHT

IP66



Ex db IIC T6 Gb
Ex tb IIIC T85 Db



S-93593/S65L



S-93593/S65R



S-93593/S65D

Type	Code	Battery	Consumption	Diffuser	Light output	Gross weight
LED EMERGENCY LUMINARIES CBS 230V AC / POLYCARBONATE DIFFUSER						
PSL1100	923411100	-	< 65mA	-	polycarbonate	1200lm
PSL1200	923411200	-	< 100mA	-	polycarbonate	2200lm
PSL2200	923412200	-	< 100mA	-	polycarbonate	2500lm
PSL2400	923412400	-	< 180mA	-	polycarbonate	4200lm
PSL3400	923413400	-	< 180mA	-	polycarbonate	4900lm



NPT34



A-FSA

ACCESSORIES

INCLUDED

IN PACKAGE	Code	Description	Gross weight
NPT34	751500102	Sealing grommet	105,5 gr.
A-FSA	808700069	Mounting base	156,5 gr.



CBS 230V AC 3D LIGHT



 IP40 50m



Type	Code	Battery	Duration	Consumption	Light output	Gross weight
LED INTERNALLY ILLUMINATED SAFETY SIGNS CBS 230V AC						
GR-424/4P	923424001	-	-	5,1W/5,4VA	460 lm	3170 gr.



CBS 230V AC TUNNEL LIGHT



 IP65 78m



Type	Code	Battery	Duration	Consumption	Light output	Gross weight
LED INTERNALLY ILLUMINATED SAFETY SIGNS CBS 230V AC						
GR-575/L/WP	923575100	-	-	2x6,4W/6,8VA	1360 lm (2x680 lm)	10567 gr.



CBS 230V AC TUNNEL LIGHT




 IP65 95m 125m
GR-57x/L/15 GR-57x/L/18



Type	Code	Battery	Duration	Consumption	Light output
LED INTERNALLY ILLUMINATED SAFETY SIGNS CBS 230V AC					
GR-576/L/15/WP	923576100	-	-	7,2W/7,6VA	680 lm
GR-576/L/15/WP/O	923576102	-	-	7,2W/7,6VA	680 lm
GR-576/L/18/WP	923576101	-	-	8,2W/8,7VA	850 lm
GR-576/L/18/WP/O	923576103	-	-	8,2W/8,7VA	850 lm

GR-57X/XW/WP/B All the above models can be manufactured with xenon red beacon on top

FIRE DETECTION



FIRE SYSTEM

IP30



Type	Code	Description	Gross Weight
------	------	-------------	--------------

FIRE DETECTION PANELS WITH 2, 4 & 6 ZONES

BS-1632	921163200	2 zone fire detection panel	1514,5 gr.
BS-1634	921163400	4 zone fire detection panel	1518 gr.
BS-1636	921163600	6 zone fire detection panel	1525 gr.

*Requires 2 batteries A-920 12V/2,6Ah



A-632

WALL MOUNTING BASE

Type	Code	Description	Gross Weight
A-632	980163200	Metallic recess wall mounting base for BS-1632, BS-1634, BS-1636	2070 gr.



FIRE SYSTEM

Type	Code	Description	Gross Weight
------	------	-------------	--------------

FIRE DETECTION SET

BS-1619	921161900	Fire detection accessories set Contains: ▶ BS-1632 conventional fire detection control panel. ▶ x2 A-920 batteries 12V/2.6Ah for the panel. ▶ BS-655 smoke detector. ▶ BS-660 heat of rise detector. ▶ BS-536 manual call point. ▶ BS-531 siren with beacon.	4366,5 gr.
---------	-----------	---	------------



FIRE SYSTEM



IP30

EVPÜ

Type	Code	Description	Gross Weight
------	------	-------------	--------------

FIRE DETECTION PANELS WITH 8, 12, & 16 ZONES

BS-1638	921163800	8 zone fire detection panel with LCD display	4509 gr.
BS-1642	921164200	12 zone fire detection panel with LCD display	4545 gr.
BS-1646	921164600	16 zone fire detection panel with LCD display	4596 gr.

*Requires 2 batteries A-986 12V/7Ah

ACCESSORIES	Code	Description
BS-1640	921164001	4 zones extension card for BS-1638
BS-1641	921164100	4 zones extension card for BS-1642
GR-8530	923853000	Network card through ETHERNET
BS-613	921613000	Card with 4 zone relays for BS-1638, BS-1642, BS-1646

BS-1640



BS-1641



GR-8530



BS-613



FIRE EXTINGUISHING PANELS & ACCESSORIES

IP40



Type	Code	Description	Gross Weight
------	------	-------------	--------------

FIRE EXTINGUISHING PANEL

BS-627 *	921627000	4 zones fire extinguishing panel, 1 extinguishing command	4530 gr.
----------	-----------	---	----------

* Two batteries A-986 12V/7Ah are required for the 72h of autonomy.

* One battery A-986 12V/7Ah is required for the 48h of autonomy.

BS-637



*BS-533



*BS-534



BOX-534



FIRE EXTINGUISHING ACCESSORIES

			Gross Weight
BS-637	921637000	Waterproof driving unit for aerosol fire extinguishing systems	211,5 gr.
BS-533	921533000	Extinguishing call point	212,5 gr.
BS-534	921534000	Extinguishing call point with cancelling key	229,5 gr.
BOX-534	927534000	Panic button waterproofing case	653 gr.
A-533	927533000	Panic button protective cover	26 gr.



CONVENTIONAL FIRE ALARM

CALL POINTS, DETECTORS & SIRENS



Type	Code	Description	Consumption	Gross Weight
BS-655*	921655000	Optical smoke detector with base	50μA	195,5 gr.
BS-657**	921657000	Smoke and heat detector with base	50μA	196 gr.
BS-660*	921660000	Heat of rise detector with base	50μA	177 gr.

*Certification LPCB
**Certification HEEQAC

The packaging contains 54pcs.



BASE-6024



BASE-196/N

BASE-6024	927600001	Base with relay 24V for BS-655, BS-660, BS-657		125,5 gr.
BASE-196/N	921196000	Waterproofing box for fire alarm sensor base with cable glands		160 gr.

The packaging for BASE-6024 contains 54pcs.



HEAT OF RISE DETECTOR



IP65



Type	Code	Description	Consumption	Gross Weight
BS-661	921661000	Waterproof heat of rise detector	18mA without LED 28mA with LED	227,5 gr.

The packaging contains 30pcs.



AUTONOMOUS FIRE DETECTION DEVICE



Type	Code	Description	Gross Weight
GS-506*	980093000	Autonomous optical smoke detector with alkaline 9V battery	180,5 gr.

*Trade product

The packaging contains 40pcs.



WATERPROOF FLAME SENSOR



IP65



Type	Code	Description
BS-16581*	980116581	Waterproof flame sensor (without base)



ACCESSORIES

BASE 7127*	980171270	Metallic base for flame detect
------------	-----------	--------------------------------

*Trade product



CONVENTIONAL CALL POINTS

IP20



Type	Code	Description	Gross Weight
BS-536	921536000	Manual call point with TEST-RESET key	211 gr.

The packaging contains 54pcs.

ACCESSORIES	Code	Description	Gross Weight
A-533	927533000	Protective diffuser for BS-536	23,5 gr.
A-536	927536000	Recess wall mounting base	146 gr.



MANUAL CALL POINT WITH WATERPROOF CASE IP65



IP65



Type	Code	Description	Gross Weight
KIT BS-536/WHCP-BBR	921536103	Manual call point with waterproof casing	688,5 gr.



SIRENS FOR FIRE ALARM PANELS



 IP42 C IP65


*EVPU®



Type	Code	Description	Operation Voltage	Maximum Consumption	Gross Weight
BS-530/1**	921530004	Siren, 94dB, IP 42 C	21-28V DC	1,2 W	294 gr.
BS-531	921531000	Siren, 88dB, IP 42 C	21-28V DC	40mA	287,5 gr
BS-530/1/WP**	921530005	Siren, 94dB, waterproof IP 65	21-28V DC	1,2 W	299,5 gr.

*Certification EVPU
**Certification HEEQAC

 The packaging contains 15pcs.



SIRENS WITH BEACON FOR FIRE ALARM PANELS



 IP42 IP65



Type	Code	Description	Operation Voltage	Maximum Consumption	Gross Weight
BS-531/1	921531007	Siren with beacon IP 42	21-28V DC	1,2W	321 gr.
BS-531/1/WP	921531008	Waterproof IP 65 siren	21-28V DC	1,2W	325 gr.

 The packaging contains 15pcs.



WALL MOUNTED SOUNDER & VISUAL ALARM



Type	Code	Description	Gross Weight
CWS 100-AV*	980153100	Wall mounted sounder & visual alarm device, 24V, 100dB	377,5 gr.

*Trade product



REMOTE - ADJUSTED BEAM DETECTORS



IP20



IP55

VdS

Type	Code	Description	Consumption	Sensibility	Gross Weight
BS-230*	980123000	50m beam detector with controller, detection head and 1 mirror	10mA	25, 35, 50%, Obscuration	1600 gr.
BS-232*	980123200	Detection head and 1 mirror	2mA	25, 35, 50%, Obscuration	600 gr.
BS-240*	980124000	100m beam detector with controller, detection head and 1 mirror	10mA	25, 35, 50%, Obscuration	1900 gr.
BS-242*	980124200	Detection head and 4 mirrors	2mA	25, 35, 50%, Obscuration	928 gr.

*Trade product



BEAM SMOKE DETECTORS



IP55

VdS

Type	Code	Description	Consumption	Sensibility	Gross Weight
FIRERAY ONE+1010-000*	980121100	50 - 120m Beam smoke detector (with mirror) & reflective long range kit 120m	5mA	25, 35, 55, 85%, Obscuration	2482 gr.
FIRERAY ONE*	980125000	5 - 50m Beam smoke detector (with mirror)	5mA	25, 35, 55, 85%, Obscuration	1135,5 gr.

*Trade product



BEAM SMOKE DETECTORS



IP55

VdS

Type	Code	Description	Consumption	Sensibility	Gross Weight
FIRERAY 3000*	980130004	5 - 120m Beam smoke detector	22mA	10-60% Obscuration	1770 gr.

*Trade product



ANALOG ADDRESSABLE FIRE DETECTION SYSTEM

IP30



Type	Code	Description	Gross Weight
------	------	-------------	--------------

ANALOG ADDRESSABLE FIRE DETECTION CONTROL PANELS 2 TO 4 LOOP

BSR-2104	921210400	Addresable fire detection panel 2 loops/ 96 zones	9660 gr.
BSR-2114	921211400	Addresable fire detection panel 4 loops/ 96 zones	9901 gr.

* Two batteries A-986 12V/7Ah are required or two batteries A-940 12V/7Ah



BSR-2142



BSR-2000



BOX-2100/WP



ADDRESSABLE FIRE DETECTION PERIPHERAL DEVICES FOR PANELS BSR-21xx

BSR-2142	921214200	Thermal printer for BSR-2xxx
BSR-2000*	921200001	Repeat panel for BSR-2xxx
BOX-2100/WP **	980210001	Waterproof metal box for BSR-2xxx panels

**Trade product

SOFTWARE FOR CONNECTING FIRE DETECTION PANELS TO B.M.S.

Type	Code	Description	Gross Weight
------	------	-------------	--------------

SOFTWARE FOR CONNECTING FIRE DETECTION PANELS TO B.M.S.

BMS-1001	921100101	Basic software for connection BSR-2xxx with Gateway
BMS-1204	921120401	Software for connection BSR-21xx with BACnet protocol
BMS-1202	921120201	Software for connection BSR-21xx with Modbus protocol
BMS-1203	921120301	Software for connection BSR-21xx with OPC protocol

GRAPHICAL ENVIRONMENT SOFTWARE FOR FIRE DETECTION SYSTEM MANAGEMENT

CMI-1001	921100100	Visual software monitor BSR-21xx
CMI-1202	921120200	Modbus protocol for CMI-1001
CMI-1203	921120300	OPC protocol for CMI-1001
CMI-1204	921120400	BACnet protocol for CMI-1001

DEVICE FOR CONNECTION WITH PC

BMS-485	921485100	Device for connection BSR-21xx with PC	250 gr.
---------	-----------	--	---------



ADDRESSABLE DETECTORS



IP20



Type	Code	Description	Operation Voltage	Consumption	Gross Weight
BSR-6055/A*	921605502	Optical smoke detector	21-28V DC	1mA quiscent state	198,5 gr.
BSR-6057/A**	921605700	Optical smoke/heat of rise detector	21-28V DC	1mA quiscent state	199 gr.
BSR-6060/A*	921606002	Heat of rise detector	21-28V DC	1mA quiscent state	178 gr.

The packaging contains 54pcs.

SHORT CIRCUIT LOOP ISOLATOR



IP20



Type	Code	Description	Operation Voltage	Consumption	Gross Weight
BSR-7071/A	921707100	Short circuit loop isolator for detectors	21-30V DC	200mA quiscent state	167 gr.

ADDRESSABLE I/O UNIT



IP20

EN 54-18



Type	Code	Description	Operation Voltage	Consumption	Gross Weight
BSR-8017	921801700	Addressable input-output unit	21-28V DC	1mA	164 gr.

The packaging contains 36pcs.

ADDRESSABLE WATERPROOF I/O UNIT



IP65



Type	Code	Description	Operation Voltage	Consumption	Gross Weight
BSR-8020/WP	921802002	Addressable I/O input	21-28V DC	0,7mA quiscent state	218 gr.



ANALOG ADDRESSABLE MANUAL CALL POINT

IP20

EVPÜ



Type	Code	Description	Operation Voltage	Consumption	Gross Weight
BSR-5036/A	921503602	Fire detection call point	21-28V DC	1mA quiescent state	219,5 gr.

The packaging contains 54pcs.




ADDRESSABLE CALL POINT WITH WATERPROOF CASE

IP65

***EVPÜ**



Type	Code	Description	Gross Weight
KIT BSR-5036/A/WHCP-BBR	921503606	Addresable manual call point with waterproof casing	688,5 gr.



ADDRESSABLE SIREN

IP42

EN 54-3

EVPÜ

Type	Code	Description	Operation Voltage	Consumption	Gross Weight
BSR-5032	921503200	Siren,87dB	21-28V DC	20mA	311,5 gr.

The packaging contains 15pcs.



ADDRESSABLE PERIPHERAL DEVICE

IP40

Type	Code	Description	Operation Voltage	Consumption	Gross Weight
BSR-5072	921507200	Remote detector LED	+ / - R	1mA in alarm mode	67 gr.

The packaging contains 100pcs.



ADDRESSABLE PERIPHERAL DEVICE

IP20

Type	Code	Description	Operation Voltage	Consumption	Gross Weight
BSR-2143	921214300	Programming & testing unit	2x9V Alcaline Battery	60mA	588 gr.



AUTONOMOUS FIRE DETECTION DEVICES

Type	Code	Description	Gross Weight
A-485	980148500	Signal amplifier for RS-485	225 gr.



ADDRESSABLE SHORT CIRCUIT LINE ISOLATOR

IP20

EN 54-17



Type	Code	Description	Operation Voltage	Consumption	Gross Weight
BSR-7070/A	921707001	Short circuit line isolator	14-30 DC	200µA	88 gr.

The packaging contains 32pcs.



FIRE DETECTION PERIPHERAL DEVICES



IP65

Type	Code	Description	Operation Voltage	Consumption	Gross Weight
BS-680*	980168000	Electro-valve 24VDC	24V DC	4VA	603 gr.
BS-682*	980168200	Electro-valve 230VAC	230V AC	4VA	609 gr.
BS-684*	980168400	Electro-valve 12VDC	12V DC	6VA	600 gr.

*Trade product

The packaging contains 20pcs.



FIRE DETECTION DEVICE FOR SPECIAL USE



IP20

Type	Code	Description	Operation Voltage	Consumption	Gross Weight
A-510/24*	980151002	Floor base for BS-510 (24V)			500 gr.
BS-510/24*	980151000	Electromagnetic door latch (24V)	24V DC	80mA	682,5 gr.

*Trade product

The packaging contains 20pcs.



3000/UG4DP

ACCESSORIES FOR SMOKE, HEAT & GAS DETECTORS

Type	Code	Description	Gross Weight
63-040-06*	980130162	Tubing 0,6m for installing base detectors in ducts	-
3000/UG4DP*	980130161	Base for installing detectors in air-ducts	-
A-752*	752000008	Spray for testing smoke detectors (150ml)	200 gr.
RSC-TESTKIT*	980600111	Smoke capsule for TESTKIT	78 gr.

*Trade product



ACCESSORIES FOR TESTING SMOKE & HEAT DETECTORS



Type	Code	Description	Gross Weight
SOLO TEST-KIT 814-101*	980600110	Accessories set for testing smoke & heat detectors which contains: <ul style="list-style-type: none"> ▶ 1 x Accessory for testing smoke dispenser ▶ 1 x Accessory for testing heat dispenser ▶ 1 x Detector removal tool ▶ 1 x telescopic access pole 4.5m (up tp 6m access) ▶ 1 x carrying bag 	6743 gr.

*Trade product



Type	Code	Description
TESTIFIRE 6001 Smoke/heat Testkit*	980600116	Testkit for smoke & heat detectors <ul style="list-style-type: none"> ▶ 1 x Testifire 1000-001 ▶ 1 x Smoke capsule TS3-001 ▶ 2 x Batteries Solo 770-001 ▶ 1 x Charger Solo 727-101 ▶ 1 x Telescopic access pole 4.5m Solo 100-001 (up tp 6m access) ▶ 1 x detector removal tool Solo 200-001 ▶ 1 x Carrying bag Solo 610-001

*Trade product



PANELS

ANALOG GAS DETECTION




IP30

Type	Code	Description	Consumption	Gross Weight
BS-304	921304000	4 inputs 4-20mA	60VA	6120 gr.
BS-308	921308000	8 inputs 4-20mA	60VA	6130 gr.
BS-312	921312000	12 inputs 4-20mA	60VA	6140 gr.
BS-316	921316000	16 inputs 4-20mA	60VA	6160 gr.

Expansion unit for Gas Detection Panels

A-304	927304000	4 zone expansion unit for Gas Detection Panels		176 gr.
-------	-----------	--	--	---------



ANALOG

GAS DETECTORS

4-20mA ANTI - EXPLOSIVE TYPE



IP55



II 2 G Ex d IIC T6 Gb, -20°C ≤ Ta ≤ + 60°C

Type	Code	Description	Output	Consumption	Sensor Type	Gross Weight
TC100N/LPG	980110004	Gas	4-20 mA	2W	Catalytic	1164 gr.
TC100N/CNG	980110006	Natural Gas	4-20 mA	2W	Catalytic	1186 gr.
TC100N/PETROL	980110008	Petrol	4-20 mA	2W	Catalytic	1186 gr.

The packaging contains 8pcs.



ANALOG

GAS SENSORS

4-20mA ANTI - EXPLOSIVE TYPE



IP65



II 2 G Ex d IIC T6 Gb, -20°C ≤ Ta ≤ + 60°C

Type	Code	Description	Output	Consumption	Sensor Type
TS293KG	980390000	LPG gas	4-20 mA	2W	Catalytic
TS293KM	980391000	Natural Gas	4-20 mA	2W	Catalytic
TS293EA	980393000	Ammonia	4-20 mA	2W	Electrochemical
TS293PX*	980129304	Various Gases*	4-20 mA	2W	Catalytic
TS293PX-H**	980293002	Various Gases**	4-20 mA	2W	Catalytic
TS293EO	980129300	Oxygen	4-20 mA	2W	Electrochemical
TS293ES	980129305	Sulfur dioxide	4-20 mA	2W	Electrochemical
TS293KI	980129306	Hydrogen	4-20 mA	2W	Catalytic

* Acetone, Isopropyl alcohol, Ammonia, Hexane, Heptane, Ethanol, Ethylene, Methanol, Toluene, Gasoline

** A wide range of gases such as: Hydrogen Sulfide, Ethyl methyl ether, Chloromethane, Aniline, Hydrogen Cyanide, Acetylene, Xylene



WATERPROOF ANALOG GAS SENSORS 4-20mA



Type	Code	Description	Output	Consumption	Sensor Type	Gross Weight
TS282KG	980380000	LPG gas	4-20 mA	2W	Catalytic	404 gr.
TS282KM	980381000	Natural Gas	4-20 mA	2W	Catalytic	404 gr.
TS282EC-S	980382000	Carbon monoxide	4-20 mA	2W	Electrochemical	404 gr.
TS282EA-H	980383000	Ammonia for hazardous environment	4-20 mA	2W	Electrochemical	404 gr.
TS282EA	980383001	Ammonia	4-20 mA	2W	Electrochemical	404 gr.



SLAVE LUMINARY

Type	Code	Description	Voltage	Consumption	Gross Weight
BS-527	921527000	Indication with buzzer	10-28V DC	60mA 12V-70mA 24V	392 gr.
The packaging contains 24pcs.					
BS-527/WP	921527001	Indication with buzzer	12-24V DC	60mA 12V-70mA 24V	793 gr.
The packaging contains 12pcs.					



WATERPROOF SLAVE LUMINARY



Type	Code	Description	Voltage	Consumption	Gross Weight
BS-685	921685000	Waterproof LPG detector	10 - 30V AC - DC (Powered by panel)	0,5W	150 gr.
BS-686	921686000	Waterproof natural gas-methane detector f	10 - 30V AC - DC (Powered by panel)	0,5W	150 gr.



AUTONOMOUS & GAS DETECTION DEVICES (230V AC)

IP40 IP42

Type	Code	Description	Operation Voltage	Consumption	Sensor Type	Gr. Weight
BS-690	921690000	LPG detector with beacon & fire detection zone with output relay	220-240V AC	32VA	Catalytic	268 gr.
BS-691	921691000	Natural gas detector with beacon & fire detection zone	220-240V AC	32VA	Catalytic	263 gr.
BS-694	921694000	LPG detector 230V with output relay	220-240V AC	4VA	Catalytic	291 gr.
BS-695	921695000	Natural gas detector 230V with output relay	220-240V AC	4VA	Catalytic	283 gr.
SE-325EC	980132500	Autonomous carbon monoxide detectors with battery 3V li	Battery 3V/1400mA	-	Electrochemical	281 gr.
LPM 2610	328000014	Spare sensor PG for BS-690	-	-	-	3 gr.
NGM 2611	328000013	Spare sensor Natural gas for BS-691	-	-	-	3 gr.



AUTONOMOUS WATERPROOF LIQUID GAS-LPG DETECTOR 230V

IP65

Type	Code	Description	Operation Voltage	Consumption	Sensor Type	Gr. Weight
BS-377/WP/A	921377000	Liquid Gas-LPG with 2 relays (230V)	197-265V AC	3VA	Catalytic	338 gr.
BS-378/WP/A	921378000	Natural Gas-methane with 2 relays (230V)	197-265V AC	3VA	Catalytic	338,5 gr.

The packaging contains 54pcs.

ACCESSORY

A-375	Detector sensor for BS-375, BS-376, BS-377, BS-378		4 gr.
-------	--	---	-------



IP65



IP66

BS-658

WATERPROOF SLAVE GAS DETECTORS 10-30V DC

Type	Code	Description	Operation Voltage	Consumption	Sensor Type	Gr. Weight
BS-658	980165800	Carbon Monoxide Detector	24V ± 25%	2W/channel	Electrochemical	390 gr.
BS-375/WP/A	921375000	Liquid gas-LPG with 2 relays (24V)	10-30V DC / 17,5-21V AC	3VA	Catalytic	225 gr.
BS-376/WP/A	921376000	Natural Gas-methane with 2 relays (24V)	10-30V DC / 17,5-21V AC	3VA	Catalytic	223 gr.

The packaging contains 54pcs.

BURGLAR ALARM SYSTEMS



WIRELESS ALARM SYSTEM



IP30



OLYMPIA ALARM
MOBILE APPLICATION
(i-Olympia)

Type	Code	Description	Gross weight
8 ZONE ALARM PANEL WITH WIRELESS KEYPAD BS-477/SL & 32 WIRELESS EMBEDDED ZONE EXTENDER BS-479			
BS-468/A/WL/KEYPAD	921468014	Hybrid central panel (wireless and wired communication) with keypad	2010,5 gr.



PERIPHERAL DEVICES FOR WIRELESS ALARM PANEL BS-468/A/WL

Type	Code	Description	Voltage	Consumption
BS-477/SL	921477001	Wireless touch keypad with graphic display	2 x Lithium Battery CR-123A	
BS-479	921479000	32 Wireless zone extender	From panel	
BS-464	921464000	GSM Dialer card	From panel	30mA(idle)/120mA(call)
BS-465	921465000	PSTN Dialer card	From panel	20mA(idle)/50mA(call)
BS-466/A	921466001	Keypad with LCD Display	From panel	50mA
BS-463/A	921463001	Keypad without Display	From panel	32mA
RF-468/A	921468013	Wireless remote control receiver 433MHz	From panel	7-8mA
PC-468/A	921468010	Installation Software usb cable for PC		



WIRELESS ALARM SET



OLYMPIA ALARM
MOBILE APPLICATION
(i-Olympia)

Type	Code	Description	Gross weight
WIRELESS BURGLAR ALARM SET BS-468/A/WL/KIT			
BS-468/A/WL/KIT	921468009	Wireless burglar alarm set	7243 gr.

THE BS-468/A/WL/KIT CONTAINS:

Type	Code	Description	Voltage	Consumption
BS-468/A/WL	921468011	1 Wireless alarm panel with BS-479	220-240V AC	11VA
BS-477/SL	921477001	1 Wireless touch keypad with graphic display	2 x Lithium Battery CR-123A	
BS-475	921475000	1 Wireless outdoor solar siren beacon & battery A-1210	Photovoltaic Panel	12V/1,4W
BS-470	921470000	1 Wireless infrared motion detector	Lithium Battery CR-123A	
BS-471	921471000	1 Wireless magnetic trap for doors and windows	Lithium Battery CR-123A	
BS-429/W	980142900	2 Magnetic traps for doors & windows		
RF-467	980146700	Remote control for arming/disarming		
RF-468/A	921468013	Wireless remote control receiver 433MHz	From panel	7-8mA
A-986	603001270	1 lead acid battery 12V/7Ah		
PC-468/A	921468010	1 Installation Software usb cable for PC		
Installation and operation manual & 1 central unit battery				



WIRELESS PERIPHERALS

Type	Code	Description	Voltage	Gross weight
------	------	-------------	---------	--------------

WIRELESS DETECTOR

BS-470	921470000	Wireless infrared motion detector	Lithium Battery CR-123A	124,5 gr.
--------	-----------	-----------------------------------	----------------------------	-----------

ACCESSORY

Type	Code	Description	Gross weight
BASE-401*	980184011	Base for detectors BS-405/A, BS-409, BS-470	24 gr.

*Trade products



IP40

Type	Code	Description	Voltage	Gross weight
------	------	-------------	---------	--------------

WIRELESS MAGNETIC TRAP

BS-471	921471000	Wireless magnetic trap for doors and windows	Lithium Battery CR-123A	88 gr.
--------	-----------	--	----------------------------	--------




IP20

Type	Code	Description	Voltage	Gross weight
------	------	-------------	---------	--------------

WIRELESS OUTDOOR SOLAR SIREN

BS-475	921475000	With beacon & battery A-1210	Photovoltaic panel 12V/1,4W	1842 gr.
BS-475/B	921475001	With beacon & battery (anthracite) A-1210	Photovoltaic panel 12V/1,4W	1842 gr.



Type	Code	Description	Gross weight
------	------	-------------	--------------

CONTROL

RF-467*	980146700	Remote control for arming/disarming	29 gr.
---------	-----------	-------------------------------------	--------

*Trade products



BURGLAR ALARM SYSTEM



IP30

OLYMPIA ALARM
MOBILE APPLICATION
(i-Olympia)

Type	Code	Description	Voltage	Gross weight
------	------	-------------	---------	--------------

4 ZONE BURGLAR ALARM PANEL EMBEDDED WITH SIREN AND KEYPAD

BS-458	921458000	Panel with embedded siren & keypad	220-240V AC / 50-60Hz	647 gr.
BS-458/GSM	921458003	Panel with embedded siren, keypad & BS-454 GSM dialer card	220-240V AC / 50-60Hz	693 gr.



PERIPHERAL DEVICES FOR ALARM PANEL BS-458

BS-454	921454000	GSM Dialer card		82 gr.
PC-468/A	921468010	Installation Software usb cable for PC		52 gr.



BURGLAR ALARM SET BS-458/KIT

OLYMPIA ALARM
MOBILE APPLICATION
(i-Olympia)

Type	Code	Description	Gross weight
------	------	-------------	--------------

4 ZONE BURGLAR ALARM SET BS-458/KIT

BS-458/KIT	921458001	Burglar alarm set	3786 gr.
------------	-----------	-------------------	----------

THE BS-458/KIT CONTAINS:

Type	Code	Description	Voltage	Consumption
BS-458	921458000	1 Panel with embedded siren & keypad	220-240V AC/50-60Hz	15VA
BS-413	921413000	1 Autonomous siren beacon with battery A-989 12V 1.3Ah	13,6-14,8V DC	6mA
BS-405/A	921405003	1 Infrared motion detector	8-16V	12mA (quiescent) /14mA (activation)
BS-429/W*	980142900	2 Magnetic traps (white) NC	-	-
A-989*	603001211	1 Lead Acid Battery Pb 12V/ 1.3Ah	-	-

*Trade products



BURGLAR ALARM SYSTEM

IP30



Type	Code	Description	Gross weight
------	------	-------------	--------------

8 ZONE ALARM PANEL WITH KEYPAD

BS-468/A/KEYPAD	921468008	Alarm panel with keypad BS-466/A with LCD display	2233 gr.
-----------------	-----------	---	----------



Type	Code	Description	Voltage	Consumption	Gross weight
------	------	-------------	---------	-------------	--------------

PERIPHERAL DEVICES FOR ALARM PANEL BS-468/A/KEYPAD

BS-466/A	921466001	Keypad with LCD Display	From panel	50mA	240 gr.
BS-463/A	921463001	Keypad without Display	From panel	32mA	
BS-465	921465000	PSTN Dialer card	From panel	20mA (idle) / 50mA (call)	88,5 gr.
BS-464	921464000	GSM Dialer card	From panel	30mA (idle) / 120mA (call)	129,5 gr.
BS-469	921469000	8 zone expansion card	From panel	40mA	60 gr.
RF-467*	980146700	Remote control transmitter 433MHz			28,5 gr
RF-468/A	921468013	Wireless remote control receiver 433MHz	From panel	7-8mA	13 gr.

*Trade products



BURGLAR ALARM SET SET BS-468/A/KIT



Type	Code	Description	Gross weight
------	------	-------------	--------------

BURGLAR ALARM SET BS-468/A/KIT

BS-468/A/KIT	921468015	Burglarm alarm set	6289 gr.
--------------	-----------	--------------------	----------

THE BS-468/A/KIT CONTAINS:

Type	Code	Description	Voltage	Consumption
BS-468/A/KEYPAD	921468008	1 Burglar alarm panel BS 468/A with keypad BS-466/A	220-240V AC/50-60Hz	11VA
BS-413	921413000	1 Siren beacon with battery. A-989 12V 1.3Ah	13,6-14,8V DC	6mA
BS-405/A	921405003	1 IR movement detector	8-16V	12mA (idl.) / 14mA (call.)
BS-429/W*	980142900	2 Magnetic contact (white) NC	-	-
A-986*	603001270	1 lead acid battery 12V/7Ah	-	-
PC-468/A	921468010	1 usb cable with installation software for PC	-	-

*Trade products

WIRELESS PERIPHERALS

DETECTORS



Type	Code	Description	Gross Weight
------	------	-------------	--------------

OUTDOOR BEAM DETECTORS

ABE-150*	980600150	Outdoor beam detector 150m. / 3 beams	1770,5 gr.
ABH-250*	980601250	Outdoor beam detector 250m. / 4 beams	916 gr.

* Trade products



Type	Code	Description	Gross Weight
------	------	-------------	--------------

OUTDOOR BEAM DETECTORS

ABT-60*	980600060	Outdoor beam detector 60m. / 2 beams	1087 gr.
ABT-100*	980600100	Outdoor beam detector 100m. / 2 beams	916 gr.

* Trade products



IP54



Type	Code	Description	Gross Weight
------	------	-------------	--------------

DETECTORS

BS-4000*	980140000	Detector for external use (2xPIR & DIRFE) IP54	278,5 gr.
----------	-----------	--	-----------

* Trade products



Type	Code	Description	Gross Weight
------	------	-------------	--------------

DETECTORS

BS-272*	980127200	"Curtain" detector up to 12m. TESEO-C	100 gr.
---------	-----------	---------------------------------------	---------

* Trade products



Type	Code	Description	Gross Weight
------	------	-------------	--------------

OUTDOOR BEAM DETECTORS

ALABI-30764*	980630764	Outdoor beam detector 30m.-76cm. height / 4 beams	1068,5 gr.
ALBI-301408*	980301408	Outdoor beam detector 30m.-1,40cm. height / 8 beams	1798,5 gr.

* Trade products



PERIPHERALS

DETECTORS



IP40



Type	Code	Description	Voltage	Consumption	Gross Weight
IR MOVEMENT DETECTORS					
BS-405/A	921405003	IR movement detector	8-16V	12mA (idle) 14mA (call)	105,5 gr.
BS-409	921409000	Combined (microwave-IR) detector	8,2-16V	25,5mA (idle) 16,5mA (call)	133 gr.

ACCESSORY Code Description

BASE-401*	980184011	Base for detectors BS-405/A & BS-409, BS-470		24 gr.
-----------	-----------	--	--	--------

*Trade products



IP20



Type	Code	Description	Voltage	Consumption	Gross Weight
DETECTORS					
BS-660/12	921660001	Heat of rise detector 12VDC	11-13V DC	50µA/20-30mA	178 gr.
BS-655/12	921655001	Optical smoke detector 12VDC with base	11-13V DC	50µA/20-30mA	193 gr.

ACCESSORY Code Description

BASE-6012	927600000	Base with relay for BS-655/12, BS-660/12	10-16V DC	13mA	127 gr.
-----------	-----------	--	-----------	------	---------

Type	Code	Description	Voltage	Consumption	Gross Weight
------	------	-------------	---------	-------------	--------------

FOOD DETECTORS



LD-12	980108012	Flood detector	12V DC (9-15V)	0,6mA	81 gr.
-------	-----------	----------------	----------------	-------	--------

*Trade products

Type	Code	Description	Voltage	Consumption	Gross Weight
------	------	-------------	---------	-------------	--------------

SHATTER GLASS DETECTORS



BS-427*	980142700	Shatter glass detector for alarm panel	9-16V	20mA	79 gr.
---------	-----------	--	-------	------	--------

*Trade products

Type	Code	Description	Voltage	Consumption	Gross Weight
------	------	-------------	---------	-------------	--------------

IR 360° DETECTORS



BS-360*	980136000	360° ceiling mounted IR detector	8-16V DC	15mA	78,5 gr.
---------	-----------	----------------------------------	----------	------	----------

*Trade products

PERIPHERAL DEVICES



IP20



Type	Code	Description	Voltage	Consumption	Gross weight
SIRENS - SIRENS WITH BEACONS					
BS-413	921413000	Autonomous siren with beacon & battery 12 V 1,3 Ah Pb A-989	13,6-14,8V DC	6mA	1843,5 gr.
BS-413/DM	918141300	External siren cover			976 gr.
BS-413/B	921413002	Autonomous siren with beacon & battery 12V 1,3Ah Pb A-989 (anthracite)	13,6-14,8V DC	6mA	1843,5 gr.



IP20




Type	Code	Voltage	Consumption	Gross weight
AUTOMATIC TELEPHONE DIALER FOR ALARM & FIRE DETECTION				
BS-489	921489000	10-30V DC	25mA (idle) / 70mA (active) 12V 10mA (idle) / 25mA (active) 24V	147 gr.



Type	Code	Description	Gross weight
CONTROLS			
ND 100GLT*	980143601	Manual panic button	85 gr.

* Trade products



Type	Code	Description	Voltage	Consumption	Gross weight
INTERIOR SIREN					
BS-441	980144100	Interior siren for alarm panel	12 V DC	200mA	156 gr.

*Trade products



Type	Code	Description	Voltage	Consumption	Gross weight
Control receiver					
RF-468/A	921468013	Wireless remote control receiver 433MHz	From panel	7-8mA idle state	13 gr.

PERIPHERAL DEVICES



Type	Code	Description	Gross Weight
------	------	-------------	--------------

MAGNETIC TRAPS

BS-439/B*	980143901	Magnetic trap for doors, NC, (brown)	9 gr.
BS-439/W*	980143900	Magnetic trap for doors, NC, (white)	9,5 gr.

* Trade products



Type	Code	Description	Gross Weight
------	------	-------------	--------------

MAGNETIC TRAPS

BS-449/B*	980144901	Magnetic trap (brown) low profile NC	11 gr.
BS-449/W*	980144900	Magnetic trap (white) low profile NC	13 gr.

* Trade products



Type	Code	Description	Gross Weight
------	------	-------------	--------------

MAGNETIC TRAPS

BS-429/B*	980142902	Magnetic trap (brown) low profile NC	21 gr.
BS-429/W*	980142900	Magnetic trap (white) low profile NC	21 gr.

* Trade products

The packaging contains 10pcs.



Type	Code	Description	Gross Weight
------	------	-------------	--------------

MAGNETIC TRAPS

BS-490*	980149000	NC & NO Magnetic trap	22,7 gr.
---------	-----------	-----------------------	----------

* Trade products




Type	Code	Description	Gross Weight
------	------	-------------	--------------

MAGNETIC TRAPS

BS-459*	980145900	Heavy-duty metallic magnetic trap	298 gr.
---------	-----------	-----------------------------------	---------

* Trade products



Type	Code	Description	Gross Weight
------	------	-------------	--------------

CONTROLS

RF-467*	980146700	Remote control for arming/disarming	29 gr.
---------	-----------	-------------------------------------	--------

* Trade products

GENERAL PURPOSE DEVICES

GENERAL PURPOSE DEVICES



IP42

Type	Code	Description	Consumption
------	------	-------------	-------------

GENERAL PURPOSE DEVICES 85-265V AC/50-60Hz (Batteries are not included)

GR-24/12V/A	923024008	Uninterrupted power supply with 12V DC, 4A DC output	46VA
GR-24/24V/A	923024009	Uninterrupted power supply with 24V DC, 2A DC output	92VA



IP20

Type	Code	Description	Operation Voltage	Consumption	Gross weight
------	------	-------------	-------------------	-------------	--------------

AUTOMATIC TELEPHONE DIALER

BS-489	921489000	Automatic telephone dialer	10-30V DC	25/70mA (12V) 10/25mA (24V)	147 gr.
--------	-----------	----------------------------	-----------	--------------------------------	---------



IP54

Type	Code	Description	Gross weight
------	------	-------------	--------------

GENERAL PURPOSE DEVICES

BS-537	921537000	Cancellation call point	155 gr.
--------	-----------	-------------------------	---------



IP65 IP40

Type	Code	Description	Operation Voltage	Consumption	Gross weight
------	------	-------------	-------------------	-------------	--------------

INDICATION LUMINARY

BS-527	921527000	With buzzer	10-28V DC	60mA(12V)/70mA(24V)	392 gr.
--------	-----------	-------------	-----------	---------------------	---------

WATERPROOF IP65 FIRE ALARM INDICATION LUMINARY

BS-527/WP	921527001	With buzzer	12-24V DC	60mA(12V)/70mA(24V)	793 gr.
-----------	-----------	-------------	-----------	---------------------	---------



IP30

Type	Code	Description	Operation Voltage	Consumption	Gross weight
------	------	-------------	-------------------	-------------	--------------

SLAVED SIGN FOR GENERAL USE

BS-528	921528000	Slaved general purpose 12-24V DC illuminated indication sign		140mA	1030 gr.
--------	-----------	--	--	-------	----------



Type	Code	Description	Operation Voltage	Consumption	Gross weight
ALARM BELL					
BS-595	921595000	Alarm bell	24V AC/DC	75mA	484 gr.

The packaging contains 20pcs.



Type	Code	Description	Operation Voltage	Consumption	Gross weight
FIRE ALARM BELL					
BS-590	921590000	General purpose bell	220-240V AC	51VA	1327 gr.

The packaging contains 4pcs.



IP20

Type	Code	Description	Consumption	Gross weight
REMOTE DETECTOR LED				
BS-572	921572000	Remote detector LED (red)	10mA	89 gr.

The packaging contains 100pcs.



IP20

Type	Code	Description	Oper. Voltage	Consumption	Gr. Weight
FIRE ALARM DEVICES FOR SPECIAL USE					
BS-162	921162000	Module for 12V electro-valves	11-15V DC	15mA	182,5 gr.
BS-164	921164000	Activation module for 24V electro-valves	11-15V DC	30mA	201 gr.



IP20

Type	Code	Description	Operation Voltage	Consumption	Gross weight
BEACON WITH LAMP					
BS-580	921580000	Beacon with XENON lamp	220-240V AC 50-60Hz	3VA	187 gr.
BS-576/L	921576003	Beacon with incandescent LED lamp	12-24V DC	26mA	180 gr.

The packaging contains 36pcs.



IP20



Type	Code	Description	Consumption	Gross Weight
SIREN WITH BEACON				
BS-542	921542000	Siren with beacon, 100dB (BS-690, BS-691)	12V DC 30mA	142,5 gr.



IP65 IP42

Type	Code	Description	Consumption	Gross Weight
WATERPROOF IP65 SIREN WITH BEACON				
BS-521/1	921521006	Autonomous siren with beacon	220-240V AC 50-60Hz 3VA	425 gr.
BS-521/1/WP	921521007	Autonomous siren with beacon IP 65	220-240V AC 50-60Hz 3VA	440 gr.

The packaging contains 15pcs.



IP40

Type	Code	Description	Operation Voltage	Consumption	Battery	Gross Weight
AUTONOMOUS SIREN WITH BEACON & FIRE EXTINGUISHING CALL POINT & BACKUP LIGHT						
BS-3001	921300100	Siren with beacon, fire ext. call point and backup light	220-240V AC 50-60Hz	3VA	3,6V/1Ah (NiCd)	662,5 gr.

The packaging contains 22pcs.



IP40

Type	Code	Description	Operation Voltage	Gross Weight
AUTONOMOUS SIREN WITH BEACON & FIRE EXTINGUISHING CALL POINT				
BS-3002	921300200	Siren with beacon & fire extinguishing call point, battery (3xAA)	4,5V DC	555 gr.

The packaging contains 22pcs.



IP20

Type	Code	Description	Operation Voltage	Consumption	Gross Weight
DETECTOR'S BASE WITH SIREN AND BEACON					
BASE-6024/SB	921602400	Addressable detector's base with siren and beacon	14-30 V	0mA/2,6mA	150 gr.



IP54

Type	Code	Description	Operation Voltage	Consumption	Gross Weight
------	------	-------------	-------------------	-------------	--------------

IR MOTION DETECTOR

GR-55	923055000	IR Motion detector 230V AC	220-240V AC/50-60 Hz	5VA	145 gr.
-------	-----------	----------------------------	----------------------	-----	---------



IP65



IP42

Type	Code	Description	Operation Voltage	Consumption	Gross Weight
------	------	-------------	-------------------	-------------	--------------

GENERAL PURPOSE SIREN WITH BEACON AND ADJUSTABLE VOLUME

BS-505	921505000	Telephone siren, 105dB	220-240V AC/50-60 Hz	4,5VA	395 gr.
--------	-----------	------------------------	----------------------	-------	---------

BS-505/WP	921505001	Telephone siren, waterproof IP65, 105dB	220-240V AC/50-60 Hz	4,5VA	410 gr.
-----------	-----------	---	----------------------	-------	---------

The packaging contains 15pcs.



IP20

Type	Code	Description	Operation Voltage	Consumption
------	------	-------------	-------------------	-------------

GENERAL PURPOSE SIREN WITH BEACON

BS-546	921546000	General purpose siren with beacon and intensity regulator, 100db, 230V AC	220-240V AC	6VA
--------	-----------	---	-------------	-----

The packaging contains 24pcs.



IP20

Type	Code	Description	Operation Voltage	Consumption	Gross Weight
------	------	-------------	-------------------	-------------	--------------

GENERAL PURPOSE SIREN WITH ADJUSTABLE VOLUME

BS-500	921500000	Telephone siren, 40-105dB	220-240V AC/50-60 Hz	6W	362 gr.
--------	-----------	---------------------------	----------------------	----	---------

BS-540	921540000	General use, 0-100dB	12-24V DC	150mA/4W	248 gr.
--------	-----------	----------------------	-----------	----------	---------

BS-545	921545000	General use, 0-100dB	220-240V AC/50-60 Hz	6VA	374,5 gr.
--------	-----------	----------------------	----------------------	-----	-----------

The packaging contains 36pcs.

HOTEL ACCESS



HOTEL ACCESS - RFID



Type	Code	Description	Operation Voltage	Gross Weight
DOOR LOCK, LIGHTING AND AIR-CONDITIONING CONTROL CIRCUITS WITH RFID TECHNOLOGY				
RF-50	930050001	Access RFID card for RF-52/A, RF-52/A/D, RF-53/A	-	6 gr.
RF-50/T	930050002	Laser RFID printed access card for RF-52/A, RF-52/A/D, RF-53/A	-	6 gr.
RF-52/A	930052002	IP 65, RFID card switch for RF-54/A	Powered by RF-54/A	137 gr.
RF-52/A/D	930052003	IP 65, RFID card switch for RF-54/A with display	Powered by RF-54/A	153 gr.
RF-53/A	930053002	RFID card switch for RF-54/A	Powered by RF-54/A	97 gr.
RF-54/A*	930054002	Door lock, lighting & A/C control unit (2x20A)resistive/12A inductive	170-265V AC/50-60Hz	260 gr.
A-42	927042000	Recess mounting base	-	92 gr.



Type	Code	Description	Operation Voltage	Gross weight
LIGHTING & AIR-CONDITIONING CONTROL UNITS WITH RFID TECHNOLOGY				
RF-42	930042000	IP 65, RFID card switch for RF-57/A	12V	135 gr.
RF-43	930043100	RFID card switch for RF-57/A (For plaster box)	12V	99 gr.
RF-51/A	930051002	Access card for lighting for RF-42, RF-43	-	6 gr.
RF-51/A/T	930051004	Laser printed access card for lighting	-	6 gr.
RF-51/B	930051003	Access card for lighting & A/C	-	6 gr.
RF-51/B/T	930051005	Laser printed access card for lighting & A/C	-	6 gr.
RF-57/A*	930057004	Control unit for lighting and air-conditioning (2x20A)resistive/12A inductive	230V	303 gr.
A-42	927042000	Recess mounting base	-	92 gr.



Type	Code	Description	Gross weight
MAGNETIC TRAPS			
BS-429/B*	980142902	Magnetic trap (brown) NC	21 gr.
BS-429/W*	980142900	Magnetic trap (white) NC	21 gr.
BS-449/B*	980144901	Magnetic trap (brown) NC	11 gr.
BS-449/W*	980144900	Magnetic trap (white) NC	13 gr.
BS-439/B*	980143901	Magnetic trap (brown) NC	9 gr.
BS-439/W*	980143900	Magnetic trap (white) NC	9,5 gr.

*Trade products



MAGNETIC & COMMON CARD SWITCHES

Type	Code	Description	Operation Voltage	Gross Weight
MAGNETIC CARD SWITCHES				
GR-43	930043000	Magnetic card switch for GR-45/A, GR-46/A, GR-47/A, GR-57/A	-	125 gr.
GR-50	930050000	Magnetic card switch for relay connection 230V/1Amp	220-240V AC/50-60Hz	121 gr.
GR-44	930044000	Magnetic card for GR-43 & GR-50	-	24 gr.
GR-44/T	930044100	Laser printed magnetic card for GR-43 & GR-50 laser	-	24 gr.



Type	Code	Description	Operation Voltage	Gross weight
CONTROL UNITS				
GR-45/A	930045002	Air-conditioner controller (16A resistive/4A inductive)	220-240V AC/50-60Hz	231 gr.
GR-46/A	930046002	Room lighting controller (16A resistive/4A inductive)	220-240V AC/50-60Hz	227,5 gr.
GR-47/A	930047003	A/C and lighting controller (2x16A resistive/4A inductive)	220-240V AC/50-60Hz	251 gr.
GR-47/A/NODELAY	930047004	A/C and light control, no time delay (2x16A resistive/4A inductive)	220-240V AC/50-60Hz	206 gr.
GR-56/A	930056002	Room lighting controller (20A resistive/12A inductive)	220-240V AC/50-60Hz	305 gr.
GR-57/A	930057003	Room lighting & A/C controller with delay (2x20A resistive/12A inductive)	220-240V AC/50-60Hz	303 gr.



Type	Code	Description	Operation Voltage	Gross weight
COMMON CARD SWITCHES				
GR-48	930048000	Power supply card switch 5A/230V	220-240V AC/50-60Hz	100 gr.
GR-48/DELAY	930048004	Card switch with delay 2A resistive/100mA inductive	220-240V AC/50-60Hz	117 gr.
GR-49	930049000	Card for GR-48	-	15 gr.
GR-49/T	930049100	Laser printed card for GR-48	-	15 gr.



Type	Code	Description	Operation Voltage	Gross weight
INDICATORS				
GR-52	923052000	Presence LED indicator	220-240V AC/50-60Hz	71,5 gr.
RF-58	930058000	Presence LED indicator (red & green LED)	220-240V AC/50-60Hz	82 gr.
RF-58/T	930058001	Laser printed presence LED indicator (red & green LED)	220-240V AC/50-60Hz	82 gr.

ACCESSORIES - ROSETTES FOR RF-58 & RF-58/T

Type	Code	Color	Gross Weight	Type	Code	Color	Gross Weight		
ROUNDED	A-82/G	927082000	Gold	17 gr.	SQUARE	A-82/G/SQ	927082003	Gold	17 gr.
	A-82/SL	927082001	Silver - pink pearlescent	17 gr.		A-82/SL/SQ	927082004	Silver - pink pearlescent	17 gr.
	A-82/Ni	927082002	Nickel	17 gr.		A-82/W/SQ	927082005	White	17 gr.

THERMOSTATS



IP20

OLYMPIA
ELECTRONICS
THERMOSTAT



Wi Fi

Type	Code	Description	Output	Gross weight
WIRELESS PROGRAMMABLE WiFi ROOM CHRONOTHERMOSTATS WITH 2 BATTERIES AA				
BS-850/KIT	940850000	With burner output	5A/250V	490 gr.
BS-851/KIT	940851000	With burner and boiler output	2x5A/250V	504 gr.

Type	Code	Description	Gross weight
ADDITIONAL DEVICES FOR WIRELESS WiFi THERMOSTATS			
BS-850/R	940850001	Receiver of wireless programmable WiFi thermostat	175 gr.
BS-851/R	940851001	Receiver of wireless programmable WiFi thermostat with boiler output	175 gr.
BS-850/T	940850002	Transmitter of wireless programmable WiFi thermostat	200 gr.
BS-851/T	940851002	Transmitter of wireless programmable WiFi thermostat with boiler output	200 gr.



IP20

Type	Code	Description	Output	Gross weight
PROGRAMMABLE ELECTRONIC ROOM THERMOSTATS WITH 2 ALKALINE BATTERIES AA				
BS-812	940812000	With burner output	5A-250V AC	218 gr.
BS-813	940813000	With burner and boiler outputs	2x5A-250V AC	228,5 gr.
BS-814	940814000	With relay for heating elements	12A-250V AC	227 gr.



Type	Code	Description	Output	Gross weight
WIRELESS PROGRAMMABLE ROOM THERMOSTATS WITH 2 BATTERIES AA				
BS-818/KIT	940818000	With output for burner (IP 65 Receiver)	5A/250V AC	488,5 gr.
BS-819/KIT	940819000	With output for burner and boiler (IP 65 Receiver)	2x5A/250V AC	497,5 gr.
BS-820/KIT	940820001	With output for burner (IP 20 Receiver)	5A/250V AC	490 gr.
BS-821/KIT	940821001	With output for burner and boiler (IP 20 Receiver)	2x5A/250V AC	493 gr.



Type	Code	Description	Gross weight
ACCESSORIES FOR THE WIRELESS THERMOSTATS			
BS-818/T	940818001	Transmitter of wireless thermostat BS-818 with 2 batteries AA	212,5 gr.
BS-819/T	940819001	Transmitter of wireless thermostat BS-819, output for boiler & 2 batteries AA	212,5 gr.
BS-818/R	940818002	IP65 Receiver for wireless Thermostat	269 gr.
BS-819/R	940819002	IP65 Receiver for wireless thermostat BS-819 with boiler output	275 gr.
BS-820/R	940820002	IP20 Receiver for wireless thermostat BS-818	237 gr.
BS-821/R	940821002	IP20 Receiver for wireless thermostat BS-819 with boiler output	245 gr.



THERMOSTATS



IP20

Type	Code	Consumption	Air heater Output/ Circulator Output	Gross Weight
------	------	-------------	---	-----------------

ENERGY FIREPLACE THERMOSTAT WITH SPEED ADJUSTMENT 220-240V AC

BS-840	940840000	max 3VA/2,5W	Adj. up to 200W	377 gr.
--------	-----------	--------------	-----------------	---------



IP20

Type	Code	Consumption	Air heater Output/ Circulator Output	Gross Weight
------	------	-------------	---	-----------------

RECESSED, ENERGY FIREPLACE THERMOSTAT WITH SPEED ADJUSTMENT 220-240V AC

BS-841	940841000	max 3VA/2,5W	Adj. up to 200W	371,5 gr.
--------	-----------	--------------	-----------------	-----------



IP20


Type	Code	Consumption	Air heater Output/ Circulator Output	Gross Weight
------	------	-------------	---	-----------------

RECESSED THERMOSTAT FOR WOOD BURNERS WITH SPEED ADJUSTMENT AND ABILITY OF TWO SENSORS 220-240 AC

BS-844/2	940844002	max 3VA/2,5W	Up to 200W/ Up to 150W	412,5 gr.
----------	-----------	--------------	---------------------------	-----------

ACCESSORIES FOR ENERGY FIREPLACE & WOODBURNER

A-844/2	927844000	Type J temperature sensor 450°C for BS-844/2		84 gr.
A-840	927840000	Temperature sensor up to 250°C for BS-840-841-844		70 gr.
B-844/2	927844001	Temperature sensor up to 120°C for BS-844/2		75 gr.



IP20

Type	Code	Description	Consumption	Output	Gross Weight
------	------	-------------	-------------	--------	-----------------

BIMETALLIC ROOM THERMOSTATS 220-240V AC/50-60HZ

BS-900*	980190000	Bimetallic room thermostat	-	Contact 230V/8A	124 gr.
BS-901*	980901000	Bimetallic room thermostat with boiler output		Contact 230V/2x10A	124 gr.

* Trade products



TEMPERATURE LOGGER FOR PROFESSIONAL USE



IP20

Type	Code	Voltage	Consumption	Sensor	Measuring range	Gross weight
WI-FI TEMPERATURE LOGGER						
S2W-Temp*	980000900	3,3 – 5V DC	120 mA	Internal	-55°C up to +125°C	96 gr.
S2W-Temp+*	980000901	3,3 – 5V DC	120 mA	External	-200°C up to +1000°C	96 gr.
S2W-Temp-Ext*	980000902	3,3 – 5V DC	120 mA	External	-55°C up to +125°C	96 gr.

*Trade products



Type	Code	Voltage	Consumption	Sensor	Measuring Range Temperature / Humidity	Gross weight
WI-FI TEMPERATURE - HUMIDITY LOGGER						
S2W-Humi*	980000903	3,3 – 5V DC	120 mA	Internal	-40°C up to +120°C/20%-80%	96 gr.
S2W-Humi+*	980000904	3,3 – 5V DC	120 mA	Internal	-40°C up to +125°C/0%-100%	96 gr.
S2W-Humi-Ext+*	980000905	3,3 – 5V DC	120 mA	External	-40°C up to +125°C/0%-100%	96 gr.

*Trade products



ELECTRIC INSECT TRAP

WITH HIGH VOLTAGE GRID



Type	Code	Lamps	Consumption	Covering Area	Gross weight
------	------	-------	-------------	---------------	--------------

ELECTRIC INSECT TRAP WITH HIGH VOLTAGE GRID 220-240V AC

RT-11	925011000	BL 2 x 8W (T5)	30VA	40 m ²	2265 gr.
-------	-----------	----------------	------	-------------------	----------



Type	Code	Lamps	Consumption	Covering Area	Gross weight
------	------	-------	-------------	---------------	--------------

ELECTRIC INSECT TRAP WITH HIGH VOLTAGE GRID 220-240V AC


RT-12	925012000	BL 2 x 15W (T8)	100VA	80 m ²	5665,5 gr.
-------	-----------	-----------------	-------	-------------------	------------



Type	Code	Lamps	Consumption	Covering Area	Gross weight
------	------	-------	-------------	---------------	--------------

ELECTRIC INSECT TRAPS WITH HIGH VOLTAGE GRID (SUITABLE FOR PROFESSIONAL USE) 220-240V AC

RT-14	925014000	BL 3 x 18W (T8)	170VA	160 m ²	8850 gr.
-------	-----------	-----------------	-------	--------------------	----------



Type	Code	Lamps	Consumption	Covering Area	Gross weight
------	------	-------	-------------	---------------	--------------

ELECTRIC INSECT TRAP WITH HIGH VOLTAGE GRID 220-240V AC

RT-15	925015000	BL 3 x 36W (T8)	270VA	360 m ²	18551 gr.
-------	-----------	-----------------	-------	--------------------	-----------



INSECT TRAPS

ELECTRICAL WITH GLUE



Type	Code	Lamps	Consumption	Covering Area	Gross weight
------	------	-------	-------------	---------------	--------------

ELECTRIC INSECT TRAPS WITH GLUE from the "FOODY`S FLYTRAP" series 220-240V AC

RT-22	925022000	BL 2x15W (T8)	48W	80 m ²	4221 gr.
RT-22/HACCP	925022100	2x15W BL/HACCP (T8)	48W	80 m ²	4248 gr.
RT-24	925024000	BL 4x15W (T8)	95W	160 m ²	4862,5 gr.
RT-24/HACCP	925024100	4x15W BL/HACCP (T8)	95W	160 m ²	4935,5 gr.

SPARE PARTS

Type	Code	Description	Gross weight
A-1050	927105000	Glue board for RT-22 (single sided) 42x20,5cm	106 gr.
A-1052	927105200	Glue board for RT-24 (double sided) 42x20,5cm	116 gr.
A-1024	801822012	Protective grid (transparent) for RT-12, RT-22 & RT-24	393 gr.



Type	Code	Lamps	Consumption	Covering Area	Gross weight
------	------	-------	-------------	---------------	--------------

ELECTRIC INSECT TRAPS WITH GLUE from the "DELUXE FLYTRAP" series 220-240V AC

RT-30	925030000	BL 2x8W (T5)	19W	40 m ²	1318 gr.
RT-30/SL	925030100	BL 2x8W (T5)	19W	40 m ²	1349 gr.
RT-30/HACCP	925030200	2x8W BL/HACCP (T5)	19W	40 m ²	1338 gr.
RT-30/HACCP/SL	925030300	2x8W BL/HACCP (T5)	19W	40 m ²	1328 gr.
RT-36	925036000	PL 26W BL	34W	60 m ²	1318 gr.
RT-36/SL	925036100	PL 26W BL	34W	60 m ²	1437 gr.

SPARE PARTS

Type	Code	Description	Gross weight
A-1030	980103000	Protective bird grid (in case of external use)	228 gr.
A-1048	927104800	Glue board for "Deluxe Fly" (12 pieces) 34x19cm	254 gr.



INSECT TRAPS

ELECTRICAL WITH GLUE



Type	Code	Lamps	Consumption	Covering Area	Gross weight
ELECTRIC INSECT TRAP WITH HIGH VOLTAGE GRID 220-240V AC					
RT-20	925020000	BL 2x8W (T5)	16W/30VA	40 m ²	1931,5 gr.

SPARE PARTS

Type	Code	Description	Gross weight
A-1049	705010502	Replacement tab for RT-20 (25,5x20cm)	58,5 gr.



Type	Code	Lamps	Consumption	Covering Area	Gross weight
ELECTRIC INSECT TRAPS WITH GLUE 220-240V AC					
RT-70	925070000	BL 2x15W (T8)	51W/100VA	40 m ²	3182 gr.
RT-70/HACCP	925070001	HACCP 2x15W (T8)	51W/100VA	40 m ²	3647 gr.
RT-72	925072000	BL 2x15W (2sided) (T8)	100VA	80 m ²	3650 gr.
RT-72/HACCP	925072001	HACCP 2x15W (2sided) (T8)	100VA	80 m ²	4115 gr.
RT-74	925074000	BL 4x15W (2sided) (T8)	210VA	160 m ²	4650 gr.
RT-74/HACCP	925074001	HACCP 4x15W (2sided) (T8)	210VA	160 m ²	5115 gr.

SPARE PARTS

Type	Code	Description	Gross weight
A-1055	927105500	Glue board (10 pieces) 46x32cm	545 gr.
A-1056	927105600	Glue board for RT-72 & RT-74 (10 pieces.) 46x32cm	1324 gr.



Type	Code	Lamps	Consumption	Covering Area	Gross weight
ELECTRIC INSECT TRAPS WITH GLUE from the "PROFESSIONAL DELUXE FLYTRAP" series 220-240V AC					
RT-50/HACCP	925050000	BL 1x18W (T8)	87VA	80 m ²	2704,5 gr.
RT-52/HACCP	925052000	BL 2x18W (T8)	147VA	160 m ²	5880 gr.
RT-60/HACCP	925060000	BL 1x36W (T8)	93VA	180 m ²	4472 gr.
RT-62/HACCP	925062000	BL 2x36W (T8)	167VA	360 m ²	8460 gr.

SPARE PARTS

Type	Code	Description	Gross weight
A-1068	927106800	Glue board for "Deluxe Fly" (12 pieces)	559 gr.

MARKING SIGNS

For orders that require new designs upon clients' demand there will be additional cost.



SP-214/S229



SP-214/S228



SP-214/S232



SP-215/S65R
SP-216/S65R

Please mention the type of the sign with extension of the required marking diagram e.g. SP-214/S229

Type	Code	Description
------	------	-------------

MARKING SIGNS PVC from the "SAFETY PANEL" series

SP-210/Ph	980221000	Marking sign from PVC with 0.75mm thickness (10x10cm) fluorescent
SP-214	980221400	Marking sign from PVC with 0.75mm thickness (21x21cm)
SP-214/Ph/S229	980221401	Marking sign from PVC with 0.75mm thickness (21x21cm) fluorescent
SP-214/Ph/S252	980221402	Marking sign from PVC with 0.75mm thickness (21x21cm) fluorescent
SP-214/Ph/S228	980221403	Marking sign from PVC with 0.75mm thickness (21x21cm) fluorescent
SP-215	980221500	Marking sign from PVC with 0.75mm thickness (13.5x 31.5cm)
SP-215/Ph	980221501	Marking sign from PVC with 0.75mm thickness (13.5x 31.5cm) fluorescent
SP-216	980221600	Marking sign from PVC with 0.75mm thickness (13.5x 31.5cm) fluorescent



S60L



S60R



S60D



S65L



S65R



S65D

Please mention the type of the sign with extension of the required marking diagram e.g. S-00800/S65L

LEGENDS / MARKING SIGNS

S-00800	807008000	Exit sticker 215x65 mm for the "Slim Light" luminaires
S-10800	807108000	Exit sticker 195x90mm for the "Classic Light" & "Comfort Light" luminaires
S-10060	807100600	Exit sticker 240x95mm for the GR-1006/9L/-, GR-1006 luminaires
S-10090	807100900	Exit sticker 240x100mm for the GR-1009/L luminaires
S-11100	807110000	Exit sticker 260x80mm for the "Professional Light" luminaires
S-31100	807310000	Exit sticker 280x110mm for the "Easy Light" luminaires
S-31101	807310002	Exit sticker 242x131mm for the "Easy Light" luminaires
S-13100	807131000	Exit sticker 238x139mm for the "Easy Light" luminaires
S-51100	807510000	Exit sticker 310x140mm for the "Double Light" luminaires
S-91100	807910000	Exit sticker 260x120mm for the "Global Light" luminaires
S-93593	705690016/17/18	Exit sticker 260x120mm (waterproof) for the "Weather Light" luminaires
S-1938	705693006/7/8	Exit sticker 220x110mm (waterproof) for the "Weather Light" luminaires
S-2000	807200000	Exit sticker 205x90 mm for the "Slim LEDs Light" luminaires
SP-114	922114000	Double sided PVC 6mm marking panel PVC 6mm for the "Easy Light" GR-310 luminaires
SP-115	922115000	Double sided PVC 6mm marking panel PVC 6mm for the "Comfort Light" luminaires
SP-116	922116000	Double sided PVC 6mm marking panel PVC 6mm for the "Easy Light" GR-3xx/A luminaires

LEGENDS / MARKING OVERLAY (MLD, SLD, ZLD, PLD, CLD, KLD)

SW-28/L	804012228	Marking overlay, left indication (GR-xLD28)
SW-28/R	804012028	Marking overlay, right indication (GR-xLD28)
SW-28/DR	804012128	Marking overlay, down right indication (GR-xLD28)
SW-28/DL	804012328	Marking overlay, down left indication (GR-xLD28)
SW-28/UL	804012429	Marking overlay, up left indication (GR-xLD28)
SW-28/UR	804012428	Marking overlay, up right indication (GR-xLD28)
SW-34/R	804012034	Marking overlay, right indication (GR-xLD34)
SW-34/L	804012534	Marking overlay, left indication (GR-xLD34)
SW-34/DR	804012134	Marking overlay, down right indication (SLD-34)
SW-34/DL	804012634	Marking overlay, down left indication (SLD-34)
SW-34/UR	804012234	Marking overlay, up right indication (SLD-34)
SW-34/UL	804012235	Marking overlay, up left indication (SLD-34)
SW-44/R	804013444	Marking overlay, right indication (GR-xLD44)
SW-44/L	804013544	Marking overlay, left indication (SLD-44)
SW-44/DR	804014444	Marking overlay, down right indication (SLD-44)
SW-44/DL	804014544	Marking overlay, down left indication (SLD-44)
SW-44/UR	804012444	Marking overlay, up right indication (GR-xLD44)
SW-44/UL	804012445	Marking overlay, up left indication (GR-xLD44)

MARKING SIGNS

They are installed in areas where it is vital to guide and inform the public without the need of emergency illumination.

The symbols below comply with the European Norms.

SAFE CONDITION SIGNS													
FIRE EQUIPMENT SIGNS													
MANDATORY ACTION SIGNS													
PROHIBITION SIGNS													
WARNING SIGNS													

PHOTO LUMINESCENT MARKING SIGNS FOR SHIPS

The symbols below comply with the European Norms.

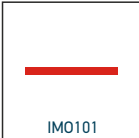
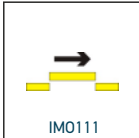
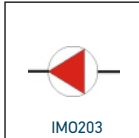
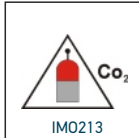





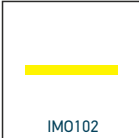
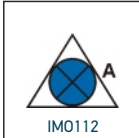

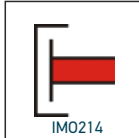
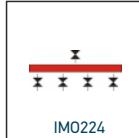




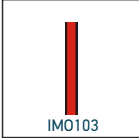









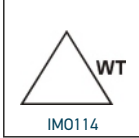
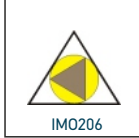

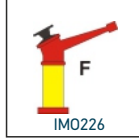

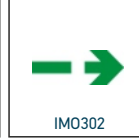


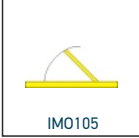
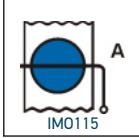
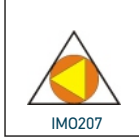


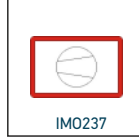
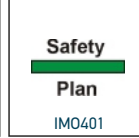

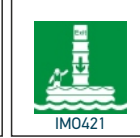

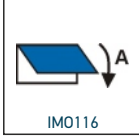

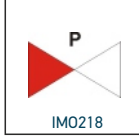
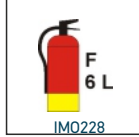

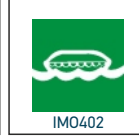

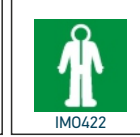
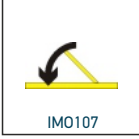
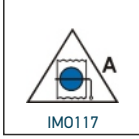
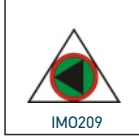
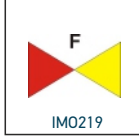
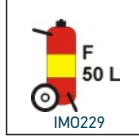

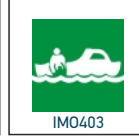

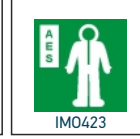
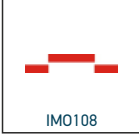
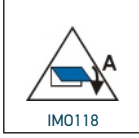
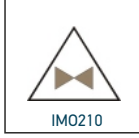
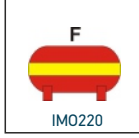
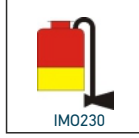



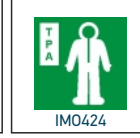
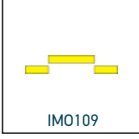
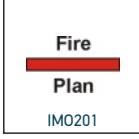
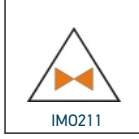
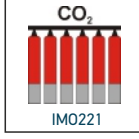





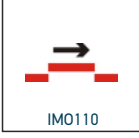
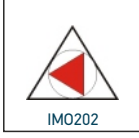
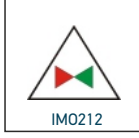
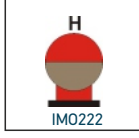
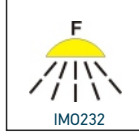







 IMO101	 IMO111	 IMO203	 IMO213	 IMO223	 IMO233	 IMO243	 IMO406	 IMO417
 IMO102	 IMO112	 IMO204	 IMO214	 IMO224	 IMO234	 IMO244	 IMO408	 IMO418
 IMO103	 IMO113	 IMO205	 IMO215	 IMO225	 IMO235	 IMO301	 IMO409	 IMO419
 IMO104	 IMO114	 IMO206	 IMO216	 IMO226	 IMO236	 IMO302	 IMO410	 IMO420
 IMO105	 IMO115	 IMO207	 IMO217	 IMO227	 IMO237	 IMO401	 IMO411	 IMO421
 IMO106	 IMO116	 IMO208	 IMO218	 IMO228	 IMO238	 IMO402	 IMO412	 IMO422
 IMO107	 IMO117	 IMO209	 IMO219	 IMO229	 IMO239	 IMO403	 IMO413	 IMO423
 IMO108	 IMO118	 IMO210	 IMO220	 IMO230	 IMO240	 IMO404	 IMO414	 IMO424
 IMO109	 IMO201	 IMO211	 IMO221	 IMO231	 IMO241	 IMO405	 IMO415	 IMO425
 IMO110	 IMO202	 IMO212	 IMO222	 IMO232	 IMO242	 IMO406	 IMO416	 IMO426
						 IMO427	 IMO428	 IMO429



PHOTO LUMINESCENT MARKING SIGNS



Why you should use photoluminescent marking signs in your facilities?

Emergencies can happen every day. The stress of the need to evacuate a room in an emergency situation, might have a negative effect on the way people respond to the emergency, think clearly and act calmly. It is therefore important to emphasize the importance of correctly marking escape routes with absolute clarity in all public areas such as hotels, hospitals, offices, schools, shopping centers, metro stations, buses and trains, tunnels and other facilities.

Are there any signs in the exit pathways of your facilities ?

If the lights go off in the next five minutes, everyone on your facilities will be able to...

- Find the exit?
- Move through the corridors and in the rooms without stumbling on something ?
- Find the staircase? Be able to recognize in which staircase they are on? On which floor they are? All the in and exit signs?
- Recognize the main exit?
- Find the emergency communication devices?
- Locate the first aid kit, blankets and shelter zones?

Add to the situation in which there is a large smoke concentration on an emergency situation.

- The people should crawl, not walk.
- Now repeat the same questions having in mind that most of the emergency marking signs cannot be seen with the smoke.
- Taking into account the reasons listed above, most of the European nations, the USA and other countries in the world have standards that make the luminescent marking signs necessary.

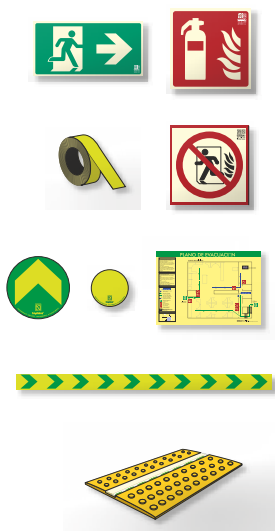
This is the reason why the photoluminescent marking signs should accompany the emergency lighting for the signaling of the exit pathways.

How do photoluminescent products work?

Photoluminescent products absorb and store energy from normal ambient light, then release this energy in the form of light when the room is dark. Under unexpected power loss situations, the material provides an effective bright contrast for text and graphical symbols and ensures that safety messages are quickly recognized. This assists people to orientate themselves and evacuate efficiently.

Where can they be used?

Photoluminescent markings can be used for everything that is important to locate, specially in complete darkness. For example :



- Fire-fighting equipment and escape route signs should be clearly marked for fast reaction in an emergency
- Exit routes, easy to locate exit doors and emergency exits.
- Exit doors, emergency exits and non-exit doors should be all identified to avoid confusion and choosing wrong pathways.
- Emergency procedures, potential hazards and obstructions along the route should also be marked to avoid injuries
- "You are here" Evacuation Plans should be located at strategic locations throughout the facility for those not familiar with the floor plan
- Low Location Lighting systems are effective even in smoke-filled rooms and corridors
- Directional markings on the level of the floor make the search for the exit simple because the only thing necessary is to follow the arrows
- High visible markings on handrails, treads and risers on stairs and ramps will help to prevent accidents in the rush to evacuate


PHOTO LUMINESCENT MARKING SIGNS (CLASS C)

Manufactured according to the standards (ISO 7010, ISO 16069 and ISO 3864)

FIRE FIGHTING EQUIPMENT SIGNS



ESCAPE ROUTE SIGNS



We can also manufacture any sign according to client requirements: Any text, size, base material and photoluminescent level up to 720mcd/m² (10 minutes)

EMBOSSED MARKINGS FOR THE VISUALLY IMPAIRED



PHOTO LUMINESCENT MARKING SIGNS & TAPES

PLACEMENT ON FLOORS, WALLS, STAIRS, DOORS AND TURNS

FLOORS

Type	Dimensions in cm	Thickness in mm	Rails Bars	Anti-graffiti	Slip Resistant	3M	Description
BA0101L	5 x 100	0.5	✗	✗	✓	✓	Prohibited Areas
BA0102L	5 x 100	0.5	✗	✗	✓	✓	Hazard warning
BA0103L	6 x 100	0.5	✗	✗	✓	✓	Floor marking
BA0104L	10 x 100	0.5	✗	✗	✓	✓	Platform edge marking

WALLS

Type	Dimensions in cm	Thickness in mm	Rails Bars	Anti-graffiti	Slip Resistant	3M	Description
BA0201L	6 x 100	0.5	✗	✓	✗	✓	To paste on walls with antigraffiti
BA0202L	6 x 100	0.5	✗	✗	✗	✓	To paste on walls
BA0203L	6 x 100	0.7	✓	✗	✗	✗	To paste on aluminium rail
BA0204L	6 x 100	0.7	✓	✓	✗	✗	For aluminium rail (anti graffiti ability)
BA0205L	6 x 100	0.5	✗	✓	✗	✓	One dir. to fix on walls antigraffiti
BA0206L	6 x 100	0.5	✗	✗	✗	✓	One direction strip to fix on walls
BA0207L	6 x 100	0.7	✓	✗	✗	✗	One dir. strip for paste on aluminium rail
BA0208L	6 x 100	0.7	✓	✓	✗	✗	One dir. strip antigraffiti for aluminium rail

ASCENDING STAIRS

Type	Dimensions in cm	Thickness in mm	Rails Bars	Anti-graffiti	Slip Resistant	3M	Description
BA0301L	3,5 x 100	0.5	✗	✓	✗	✓	First step strip with antigraffiti
BA0302L	3,5 x 100	0.7	✓	✓	✗	✗	First step strip, antigraffiti for aluminium
BA0303L	3,5 x 100	0.5	✗	✗	✗	✓	First step strip
BA0304L	3,5 x 100	0.7	✓	✗	✗	✗	First step strip for aluminium rail
BA0309L	6 x 100	0.7	✓	✓	✗	✗	First step strip, antigraffiti for aluminium
BA0305L	3,5 x 100	0.7	✓	✓	✗	✗	For aluminium rail with antigraffiti
BA0306L	3,5 x 100	0.5	✗	✓	✗	✓	To paste on stairs with antigraffiti
BA0307L	3,5 x 100	0.7	✓	✗	✗	✗	For aluminium rail
BA0308L	3,5 x 100	0.5	✗	✗	✗	✓	To paste on stairs

DESCENDING STAIRS

Type	Dimensions in cm	Thickness in mm	Rails Bars	Anti-graffiti	Slip Resistant	3M	Description
BA0401L	3,5 x 100	0.5	✗	✗	✓	✓	For steps
BA0402L	3,5 x 100	0.5	✗	✗	✓	✓	For the first step

FLOOR MARKERS

Type	Dimensions in cm	Thickness in mm	Rails Bars	Anti-graffiti	Slip Resistant	3M	Description
BA0501L	9,3 x 11	0.5	✗	✗	✓	✓	Floor triangle
BA0502L	(30+2) x 6	0.5	✗	✗	✓	✓	Stair tread and riser
BA0503L	11,5 x 18	0.5	✗	✗	✓	✓	Floor rectangle with arrow
BA0504L	13 ø	0.5	✗	✗	✓	✓	Big floor circle with arrow
BA0505L	10 ø	0.5	✗	✗	✓	✓	Small floor circle with arrow
BA0506L	4,5 ø	0.5	✗	✓	✗	✓	Small floor circles for risers

TURNSTILES

Type	Dimensions in cm	Thickness in mm	Rails Bars	Anti-graffiti	Slip Resistant	3M	Description
BA0601L	3,5 x 50	0.5	✗	✓	✗	✓	Two direction strip for turnstiles
BA0602L	3,5 x 50	0.7	✓	✓	✗	✗	Two directions strip for aluminium on turnstiles
BA0603L	3,5 x 50	0.5	✗	✓	✗	✓	One direction strip for turnstiles
BA0604L	3,5 x 50	0.7	✓	✓	✗	✗	Two direction strip for aluminium on turnstiles

DOOR HANDLE MARKING

Types	Dimensions
EV80L	24 x 10
EV81L	24 x 10

PHOTOLUMINESCENT TAPES

Type	Dimensions
CB01L	3 x 5m
CB02L	6 x 5m
CB01N	3 x 5m
CB02N	6 x 5m

- Rails Bars For aluminium rail
- Anti-graffiti Anti-graffiti protection
- Slip Resistant Slip resistant protection
- 3M With glue 3M

SIGNS ACCORDING TO NFPA 101

UL 1994 – EEUU & CANADA Certificate.



LISTED
LUMINOUS
EGRESS-PATH MARKER
E473611

For all the projects where NFPA 101 is applied, which it is specified that all Floor Proximity Egress Path Marking shall be installed in accordance with UL 1994, we have certified the following products with UL 1994

NFPA 101 2015 EDITION

7.10.1.7* Floor Proximity Egress Path Marking. Where floor proximity egress path marking is required in Chapters 11 through 43, an approved floor proximity egress path marking system that is internally illuminated shall be installed within 18 in. (455 mm) of the floor. Floor proximity egress path marking systems shall be listed in accordance with ANSI/UL 1994, Standard for Luminous Egress Path Marking Systems. The system shall provide a visible delineation of the path of travel along the designated exit access and shall be essentially continuous, except as interrupted by doorways, hallways, corridors, or other such architectural features. The system shall operate continuously or at any time the building fire alarm system is activated. The activation, duration, and continuity of operation of the system shall be in accordance with 7.9.2. The system shall be maintained in accordance with the product manufacturing listing.

6 x 100 cm (PVC or aluminium)

	Rails Bars	Anti-graffiti	Slip resistant	3M
BA0201UL	✗	✓	✗	✓
BA0202UL	✗	✗	✗	✓
BA0203UL	✓	✗	✗	✗
BA0204UL	✓	✓	✗	✗
BA0205UL	✗	✓	✗	✗
BA0206UL	✗	✗	✗	✓
BA0207UL	✓	✗	✗	✗
BA0208UL	✓	✓	✗	✗

21 x 21 cm (PVC or aluminium)



For Aluminium Signs an "A" should be adding at the end of the reference.

For example: EX209UL = PVC
EX209ULA = ALUMINIUM

20 x 8 cm (PVC or aluminium)



22,4 x 22,4 cm (PVC or aluminium)



EVACUATION PLANS

Evacuation plan according to the standard ISO 23061:2009

According to the standard ISO 23061, these are the basic information that needs to be clarified and subsequently appear on the design:

Current and updated architectural plan of the basic characteristics of the facility.

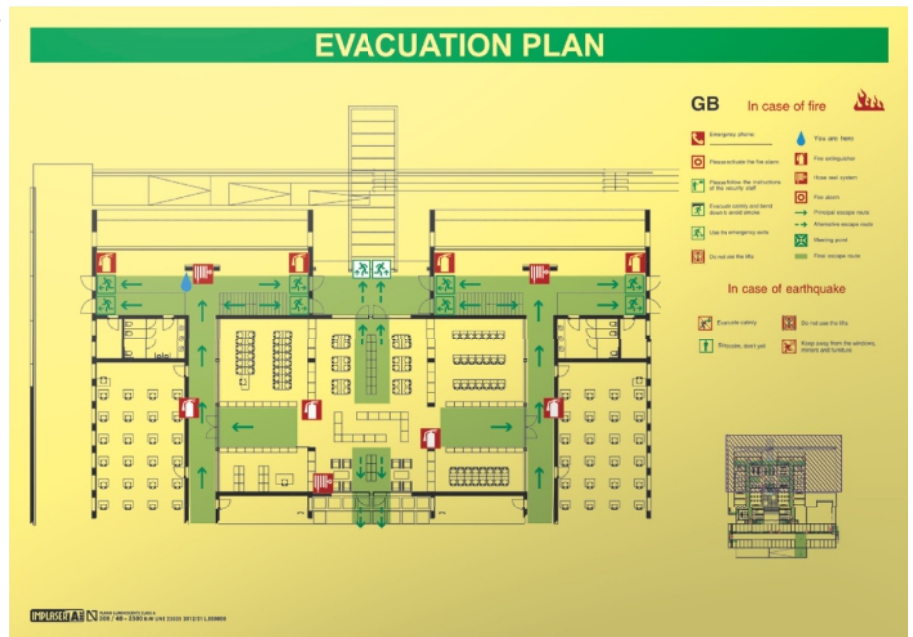
Clear and defined exit pathways and every secondary escape routes.

Evacuation plan including the expected movement of the people and every guideline that is given alongside the way it is given.

Position of the fire fighting equipment and alarm.

Position of the emergency equipment and evacuation devices.

Required actions in case of emergency or fire.



Decorative choices



Luminescent for the dark



Embossed writing for the visually impaired



Aluminium casing



Printing on methacrylate







Composite aluminium panel

ROAD AND RAILWAY TUNNELS



METRO



ACCESSORIES / REPLACEMENTS

Type	Code	Description
A-82/Ni	927082002	External decorative lag, nickel case
A-82/G/SQ	927082003	External decorative lag, gold case
A-82/SL/SQ	927082004	External decorative lag, silver-pink pearlescent
A-100	927010000	40 cm Extension rod for "Double Easy Light"
A-533	927533000	Panic button protective cover
A-536	927536000	Recess wall mounting base for fire alarm call points
A-632	980163200	Recess wall mounting base for "Fire Sys"
A-752	752000008	Spray for testing the smoke detectors
A-982	953000315	High voltage transformer for RT-14, RT-15
A-1015	927101500	Recess mounting base for "Classic Light"
A-1017	927101700	Double sided diffuser "Weather Light" GR-9xx
A-1018/PL	927101801	Recess mounting base for MLD-28, DLD-28, ZLD-28
A-1018/PL/ST	927101802	Recess mounting base for self-testing ZLD-28
A-1020/PL	927102001	Recess mounting base for MLD-34, DLD-34
A-1020/PL/ST	927102002	Recess mounting base for ZLD-34
A-1021	980210210	Recess mounting base for MLD-44
A-1030	980103000	Protective grid for RT-3X for external use
A-1048	927104800	Glue board (12 pieces) for RT-3X
A-1050	927105000	Glue board (single sided) for RT-22 (1 piece)
A-1052	927105200	Glue board (double sided) for RT-24 (1 piece)
A-1055	927105500	Glue board 10 pcs.
A-1056	927105600	Glue board for RT-72 & RT-74 (10 pcs.)
A-1068	927106800	Glue board (12 pieces) or "Professional Deluxe"
A-1079	508000104	10 cm Ext. rod for "Project Light-Lounge Light-Box Light"
A-1084/SL	801567864	Plastic base for flag mounting (silver) for "Project Light"
A-1085/SL	801567862	Plastic base for ceiling mounting (device terminal)
A-1087/SL	927310870	Plastic base for wall mounting (silver) for "Project"
A-1130	927311300	Set of accessories for ceiling mounting (1m) (silver)
A-1131	927311310	Set of accessories (0,5m) for ceiling mounting (silver)
A-1132	927311320	Set of accessories (0,25m) for ceiling mounting (silver)
A-1133	927311330	Accessory for vertical wall mounting (silver)
A-1134	927311340	Accessory for wall mounting (silver)
A-1135	927311350	Accessory for vertical wall mounting (silver)
A-1136	927311360	Accessory set for ceiling mounted hanging installations with 2,5m cable (silver)
A-1900	927190000	Test card
A-2000/W	927200000	Set of right / left screw hiding cup for GR-2000 (White color)
A-2000/B	927200001	Set of right / left screw hiding cup for GR-2000 (Bronze color)
A-2100	980210000	Software for BSR-21xx & USB cable
A-2130	927321300	Set of accessories (1m) for ceiling mounting (white)
A-2131	927321310	Set of accessories (0,5m) for ceiling mounting (white)
A-2132	927321320	Set of accessories (0,25m) for ceiling mounting (white)
A-2133	927321330	Accessory for vertical wall mounting (white)
A-2135	927321350	Accessory for vertical wall mounting (white)
A-2136	927321360	Accessory set for ceiling mounted hanging installations with 2,5m cable (white)
A-2510/PL	927251001	Recess mounting base
A-2510/PL/ST/M	927251002	Recess mounting base for self-testing for PLD/M
A-3008	927300800	Base for recessed mounting on suspended ceiling (A-3018 Suspended ceiling mounting springs are included)
A-3016	927301600	Recess mounting base
A-3018	980330180	Suspended ceiling mounting springs for "Easy Light", "SLD"
A-9000	927900001	Ceiling Bracket for GR-9xx/xxl
A-9100	927910001	Plastic double sided diffuser "Weather Light" GR-19xx
A-9100/ST	927910000	Plastic double sided diffuser for self-testing "Weather Light" GR-19xx
A-FSA	808700069	Gable gland
Base-401	980184011	Base for movement detectors BS-405 & BS-409
BOX-3016	980130160	Base for installing detectors in air-ducts
BS-818/T	940818001	Wireless transmitter for programmable room thermostat with batteries 2xAA
BS-819/T	940819001	Wireless transmitter for programmable room thermostat - boiler with batteries 2xAA
BS-818/R	940818002	Wireless receiver for programmable room thermostat with batteries 2xAA
BS-819/R	940819002	IIP65 Receiver for wireless thermostat BS-819 with boiler output
BS-820/R	940820002	IP20 Receiver for wireless thermostat BS-818
BS-821/R	940821002	IP20 Receiver for wireless thermostat BS-819 with boiler output
BS-850/R	940850001	Receiver of wireless programmable WiFi thermostat with boiler output
BS-851/R	940851001	Receiver of wireless programmable WiFi thermostat with boiler output
BS-850/T	940850002	Transmitter of wireless programmable WiFi thermostat
BS-851/T	940851002	Transmitter of wireless programmable WiFi thermostat with boiler output
C-100	980310000	Protective metallic grid for "Professional Light"
C-101	980310100	Protective metallic grid for "Global Light"
C-102	980310200	Protective metallic grid for "Classic Light"
NPT-34	751500102	Mounting base
GLASS-126	980181260	Glass for BS-7000
WB-2100/CH	927210000	Wooden base: Cherry
WB-2100/NC	927210001	Wooden base: Natural Cherry
WB-2100/WN	927210002	Wooden base: Walnut

ACCESSORIES / REPLACEMENTS

BATTERIES (1 year guarantee)

Type	Code	Description
A-1200	603101233	Lead acid battery 12V / 33Ah
A-1201	603101240	Lead acid battery 12V/40Ah
A-1202	603101255	Lead acid battery 12V/55Ah
A-1203	603101265	Lead acid battery 12V/65Ah
A-1204	603112080	Lead acid battery 12V/80Ah
A-1205	603112100	Lead acid battery 12V/100Ah
A-1206	603112150	Lead acid battery 12V/150Ah
A-1207	603112075	Lead acid battery 12V/75Ah
A-1208	603112200	Lead acid battery 12V/200Ah
A-1209	603101214	Lead acid battery 12V/14Ah
A-1210	603000613	Lead acid battery 6V/1,3Ah
A-1211	603112120	Lead acid battery 12V/120Ah
A-1212	603101228	Lead acid battery 12V/28Ah
A-1213	603101218	Lead acid battery 12V/18Ah
A-920	603001226	Battery 12V/2,6Ah
A-922/HT	601306406	Battery LiFePO4 6,4V/600mAh
A-925/HT	601103606	Battery Ni-Mh 3,6V/600mAh HF(Halogen Free)
A-926	601003606	Battery Ni-Cd 3,6V/600mAh
A-927/HT	601113612	Battery Ni-Mh 3,6V/1200mAh HF(Halogen Free)
A-928/HT	601213605	Battery Ni-Cd 3,6V/500mAh HF(Halogen Free)
A-930/HT	601203605	Battery Ni-Cd 3,6V/500mAh
A-931/HT	601233610	Battery Ni-Cd 3,6V/1000mAh HF(Halogen Free)
A-934/HT	601212080	Battery Ni-Cd 12V/8Ah HT F7
A-937/HT	601223630	Battery Ni-Cd 3,6V/3Ah HF(Halogen Free)
A-938/HT	601223610	Battery Ni-Cd 3,6V/1000mAh
A-939/HT	601213610	Battery Ni-Cd 3,6V/1000mAh HF(Halogen Free)
A-940	603101212	Lead acid battery 12V/12Ah
A-942/HT	601104840	Battery Ni-Mh 4,8V/4Ah
A-946	601003601	Battery Ni-Cd 3,6V/170mAh
A-947	601103601	Battery Ni-Mh 3,6V/120mAh
A-961	603001290	Lead acid battery 12V/9Ah
A-965/HT	601103612	Battery Ni-Mh 3,6V/1200mAh HF(Halogen Free)
A-967HF	601002411	Battery Ni-Cd 2,4V/1000mA HF (Halogen Free)
A-969	601001210	Battery 1,2V/1000mAh
A-977	603101226	Battery μολύβδου 12V/26Ah
A-986	603001270	Sealed lead acid battery Pb 12V/7Ah
A-988	603000645	Lead acid battery 6V/4,5Ah
A-989	603001211	Lead acid battery 12V/1,3Ah
A-992	603001220	Lead acid battery 12V/2Ah
B-929/LT	601244815	Battery Ni-Cd 4,8V/1,5Ah HF(Halogen Free)
B-935/HT	601133640	Battery Ni-Mh 3,6V/4Ah HF(Halogen Free)
B-936/HT60SC	601134840	Battery Ni-Mh 4,8V/4Ah HF(Halogen Free)
B-941/HT	601214830	Battery Ni-Cd 4,8V/3Ah HF(Halogen Free)
B-948/HT	601243630	Battery Ni-Cd 3,6V/3Ah
B-949/HT	601233630	Battery Ni-Cd 3,6V/3Ah HF(Halogen Free)
B-952/HT	601113620	Battery Ni-Mh 3,6V/2Ah HF(Halogen Free)
B-954/HT	601134820	Battery Ni-Mh 4,8V/2Ah HF(Halogen Free)
B-970/HT	601212415	Battery Ni-Cd 2,4V/1,5Ah HF(Halogen Free)
B-971/HT	601212430	Battery Ni-Cd 2,4V 3Ah HF(Halogen Free)
B-972/HT	601213615	Battery Ni-Cd 3,6V/1,5Ah HF(Halogen Free)
B-973/HT	601214815	Battery Ni-Cd 4,8V/1,5Ah HF(Halogen Free)
B-974/HT	601213640	Battery Ni-Cd 3,6V/4Ah HF(Halogen Free)
B-979/HT	601214840	Battery Ni-Cd 4,8V/4 Ah HF(Halogen Free)
C-1230/HT	601107212	Battery Ni-Mh 7,2V/1,2Ah
C-930/HT	601104812	Battery Ni-Mh 4,8V/1,2Ah

LAMPS(1 year guarantee)

Type	Code	Description
A-983	401000008	Fluorescent lamp 8W for RT-11, RT-30, RT-20 (Black light)
A-980	401000015	Fluorescent lamp 15W T8 for RT-12, RT-22, RT-24 (Black light)
A-984/T8	401000218	Fluorescent lamp (Black light) 18W
A-984/T8/HACCP	401005018	Unbreakable fluorescent lamp (Black light) 18W
A-985/T8	401000236	Fluorescent lamp (Black light)-UV for RT-15, RT-60, RT-62 36W
A-985/T8/HACCP	401005036	Unbreakable fluorescent lamp (Black light)
A-983/HACCP	401005008	Unbreakable fluorescent lamp 8W(Black light)-UV for RT-30/HACCP
A-980/HACCP	401005015	Fluorescent lamp 15W(Black light)-UV for RT-12,RT-22,RT-24
A-987	401013026	Lamp 26W for RT-36
A-993	401001006	Fluorescent lamp 6W/D
A-994	401001008	Fluorescent lamp 8W/D
A-995	401001018	Fluorescent lamp 18W
A-999	401003011	Fluorescent lamp 11W PL or Dulux S/e

INDEX

Type	Page
A-1015	9
A-1017	13
A-1018/PL	54
A-1018/PL/ST	17
A-1020/PL	54
A-1020/PL/ST	17
A-1024	107
A-1049	108
A-1050	107
A-1052	107
A-1055	108
A-1056	108
A-1068	108
A-1130	21
A-1131	54
A-1132	17
A-1133	21
A-1134	50
A-1135	44
A-1136	57
A-1900	35
A-2000/B	8
A-2000/W	8
A-2130	19
A-2131	19
A-2132	19
A-2133	43
A-2135	20
A-2136	43
A-2510/PL	19
A-2510/PL/ST/M	19
A-2520/PL	43
A-2520/PL/ST	20
A-3008	9
A-3018	10
A-42	97
A-485	71
A-510/24	72
A-533	63
A-536	65
A-632	62
A-752	72
A-82/G	98
A-82/Ni	98
A-82/SL	98
A-840	102
A-844/2	102
A-9100	47
A-9100/ST	14
A-986	81
A-989	83
A-FSA	25
ALABI-30764	85
ALBI-301408	85
ABE-150	85
ABH-250	85
ABT-100	85
A-9000	13
ABT-60	85
B-844/2	102
BASE 7127	65
BASE-196/N	64
BASE-401	82
BASE-6012	86
BASE-6024	64
BASE-6024/SB	93
BMS-1001	68
BMS-1202	68
BMS-1203	68
BMS-1204	68
BMS-485	68
BOX-2100/WP	68
BOX-534	63
BS-162	92
BS-1632	62
BS-1634	62

Type	Page
BS-1636	62
BS-1638	63
BS-164	92
BS-1640	63
BS-1641	63
BS-1642	63
BS-1646	63
BS-16581	65
BS-230	67
BS-232	67
BS-240	67
BS-242	67
BS-272	85
BS-3001	93
BS-3002	93
BS-304	76
BS-308	76
BS-312	76
BS-316	76
BS-360	86
BS-375/WP/A	78
BS-376/WP/A	78
BS-377/WP/A	78
BS-378/WP/A	78
BS-4000	85
BS-405/A	83
BS-405/A	84
BS-409	86
BS-413	83
BS-413	87
BS-413/DM	87
BS-413/B	87
BS-427	86
BS-429/B	97
BS-429/W	81
BS-439/B	97
BS-439/W	97
BS-441	87
BS-449/B	97
BS-449/B	88
BS-449/W	97
BS-454	83
BS-458	83
BS-458/GSM	83
BS-458/KIT	83
BS-459*	88
BS-463/A	81
BS-463/A	84
BS-464	81
BS-465	81
BS-466/A	81
BS-468/A/KEYPAD	84
BS-468/A/KIT	84
BS-468/A/WL	81
BS-468/A/WL/KEYPAD	81
BS-468/A/KEYPAD	84
BS-469	84
BS-470	82
BS-471	81
BS-475	81
BS-475/B	82
BS-477/SL	81
BS-479	81
BS-489	87
BS-490*	88
BS-500	94
BS-505	94
BS-505/WP	94
BS-510/24	72
BS-521/1	93
BS-521/1/WP	93
BS-527	77
BS-527/WP	77
BS-528	91
BS-530/1	66
BS-530/1/WP	66

INDEX

Type	Page
BS-531	66
BS-531/1	66
BS-531/1/WP	66
BS-533	63
BS-534	63
BS-536	65
BS-537	91
BS-540	94
BS-542	93
BS-545	94
BS-546	94
BS-572	92
BS-576/L	92
BS-580	92
BS-590	92
BS-595	92
BS-613	63
BS-627	63
BS-637	63
BS-655	64
BS-655/12	86
BS-657	64
BS-658	78
BS-660	64
BS-660/12	86
BS-661	64
BS-680	72
BS-682	72
BS-684	72
BS-690	78
BS-691	78
BS-694	78
BS-695	78
BS-812	101
BS-813	101
BS-814	101
BS-818/R	101
BS-818/T	101
BS-818/KIT	101
BS-819/R	101
BS-819/T	101
BS-819/KIT	101
BS-820/R	101
BS-820/KIT	101
BS-821/R	101
BS-821/KIT	101
BS-840	102
BS-841	102
BS-844/2	102
BS-850/KIT	101
BS-850/R	101
BS-850/T	101
BS-851/KIT	101
BS-851/R	101
BS-851/T	101
BS-900*	102
BS-901	102
BSR-2000	68
BSR-2104	68
BSR-2114	68
BSR-2142	68
BSR-2143	71
BSR-5032	70
BSR-5036/A	70
BSR-5072	71
BSR-6055/A	69
BSR-6057/A	69
BSR-6060/A	69
BSR-7070/A	71
BSR-7071/A	69
BSR-8017	69
BSR-8020/WP	69
CLD-30	16
CLD-30/NST	16
CMI-1001	68
CMI-1202	68

Type	Page
CMI-1203	68
CMI-1204	68
CWS 100-AV	66
DLD-28/CBS/w	54
DLD-34/CBS/w	54
DLD-44/CBS/w	54
FIRERAY 3000	67
FIRERAY ONE	67
FIRERAY ONE+1010-000	67
GR-1004	31
GR-1004-A/61	31
GR-1004-B/62	31
GR-1004-C/71	31
GR-1004-D/72	31
GR-1004-E/81	31
GR-1004-F/82	31
GR-108/12L/90	9
GR-109/12L/180	9
GR-11	30
GR-1107/100V	32
GR-1107/100V/B-941/HT	32
GR-1107/100V/B-973/HT	32
GR-1107/100V/B-973/HT/3H	32
GR-1107/60V	32
GR-1107/60V/B-941/HT	32
GR-1107/60V/B-973/HT	32
GR-119/6L/42V/KL	9
GR-1310/12L/180	11
GR-1310/12L/90	11
GR-1310/15L	11
GR-1310/30L	11
GR-1310/4P	11
GR-1310/6P	11
GR-1312/15L	11
GR-1312/30L	11
GR-1312/4P	11
GR-1312/6P	11
GR-1315/15L	11
GR-1315/15L/ADR	34
GR-1315/30L	11
GR-1315/30L/ADR	34
GR-1315/4P	11
GR-1315/6P	11
GR-1316/15L	11
GR-1316/15L/ADR	34
GR-1316/30L	11
GR-1316/30L/ADR	34
GR-1316/4P	11
GR-1316/6P	11
GR-1324/15L	52
GR-1324/15L/24VDC	46
GR-1324/30L	52
GR-1324/30L/24VDC	46
GR-1325/15L/24V/ADR	40
GR-1325/30L/24V/ADR	40
GR-151-3/L	9
GR-1926/15L	53
GR-1926/15L/24V/ADR	40
GR-1926/15L/24VDC	47
GR-1926/30L	53
GR-1926/30L/24V/ADR	40
GR-1926/30L/24VDC	47
GR-1926/4P	53
GR-1926/6P	53
GR-1935/15L	14
GR-1935/30L	14
GR-1936/15L	14
GR-1936/30L	14
GR-1938/15L	14
GR-1938/15L/ADR	35
GR-1938/30L	14
GR-1938/30L/ADR	35
GR-1938/4P	14
GR-1938/6P	14
GR-1939/15L	14
GR-1939/15L/ADR	35

Type	Page
GR-1939/30L	14
GR-1939/30L/ADR	35
GR-1939/4P	14
GR-1939/6P	14
GR-2000	8
GR-2000/CBS	51
GR-2100	8
GR-2100/CBS/24V/ADR	41
GR-2100/OPAL	8
GR-2100/ST	8
GR-2100/ST/M	8
GR-2100/ST/OPAL	8
GR-2100/ST/OPAL/M	8
GR-2110	8
GR-2110/OPAL	8
GR-2110/ST	8
GR-2110/ST/M	8
GR-2110/ST/OPAL	8
GR-2110/ST/OPAL/M	8
GR-24/12V/A	91
GR-24/24V/A	91
GR-270	26
GR-271	26
GR-272	26
GR-273	26
GR-280	58
GR-280/24V DC	48
GR-280/24V/ADR	41
GR-281	58
GR-281/24V DC	48
GR-281/24V/ADR	41
GR-290	26
GR-290/ADR	34
GR-290/ADR/WP	34
GR-290/M	26
GR-290/WP	26
GR-290/WP/M	26
GR-291	26
GR-291/ADR	34
GR-291/ADR/WP	34
GR-291/M	26
GR-291/WP	26
GR-291/WP/M	26
GR-292	26
GR-292/ADR	34
GR-292/ADR/WP	34
GR-292/M	26
GR-292/M/HL	26
GR-292/WP	26
GR-292/WP/M	26
GR-293	26
GR-293/ADR	34
GR-293/ADR/WP	34
GR-293/M	26
GR-293/M/HL	26
GR-293/WP	26
GR-293/WP/M	26
GR-296/30L/CBS/230V	58
GR-296/60L/CBS/230V	58
GR-297/60L/180	27
GR-298/30L/180	27
GR-298/60L/90	27
GR-298/60L/90/WP	27
GR-308/15L/A	10
GR-309/15L/A	10
GR-310/12L/180/A	10
GR-310/12L/90/A	10
GR-310/15L/A	10
GR-310/30L/A	10
GR-310/4P/A	10
GR-310/6P/A	10
GR-312/15L/A	10
GR-312/30L/A	10
GR-312/4P/A	10
GR-312/6P/A	10
GR-315/15L/A	10

Type	Page
GR-315/15L/ADR/A	33
GR-315/30L/A	10
GR-315/30L/ADR/A	33
GR-315/4P/A	10
GR-315/4P/ADR/A	33
GR-315/6P/A	10
GR-315/6P/ADR/A	33
GR-316/15L/A	10
GR-316/15L/ADR/A	33
GR-316/30L/A	10
GR-316/30L/ADR/A	33
GR-316/4P/A	10
GR-316/4P/ADR/A	33
GR-316/6P/A	10
GR-316/6P/ADR/A	33
GR-324/15L/24V/ADR/A	39
GR-324/15L/24VDC/A	46
GR-324/15L/A	52
GR-324/30L/24V/ADR/A	39
GR-324/30L/24VDC/A	46
GR-324/30L/A	52
GR-324/4P/A	52
GR-325/6P/24VDC/A	46
GR-325/6P/A	52
GR-390/L	15
GR-391/L	15
GR-392/L	15
GR-393/L	15
GR-4/UN/127/230/67	31
GR-4/UN/65	31
GR-4/UN/66	31
GR-4/UN/67	31
GR-408/12L	12
GR-408/3L	12
GR-408/6L	12
GR-409/12L	12
GR-409/3L	12
GR-409/6L	12
GR-415/4P	21
GR-416/4P	21
GR-421/12L	12
GR-421/24L	12
GR-421/3L	12
GR-421/6L	12
GR-423/12L	12
GR-423/24L	12
GR-423/3L	12
GR-423/6L	12
GR-424/4P	60
GR-427/12L	12
GR-43	98
GR-44	98
GR-44/T	98
GR-440/12L	12
GR-45/A	98
GR-46/A	98
GR-47/A	98
GR-47/A/NODELAY	98
GR-470	28
GR-470/WP	28
GR-471	28
GR-471/WP	28
GR-472	28
GR-472/WP	28
GR-473	28
GR-473/WP	28
GR-48	98
GR-48/DELAY	98
GR-480/CBS	59
GR-480/CBS/WP	59
GR-481/CBS	59
GR-481/CBS/WP	59
GR-49	98
GR-49/T	98
GR-490	28
GR-490/WP	28

INDEX

Type	Page
GR-491	28
GR-491/WP	28
GR-492	28
GR-492/WP	28
GR-493	28
GR-493/WP	28
GR-50	98
GR-52	98
GR-55	94
GR-56/A	98
GR-57/A	98
GR-575/L/WP	60
GR-576/L/15/WP	60
GR-576/L/15/WP/O	60
GR-576/L/18/WP	60
GR-576/L/18/WP/O	60
GR-577/L/15/ST/WP	23
GR-577/L/18/ST/WP	23
GR-578/L/15/ST/WP	23
GR-578/L/18/ST/WP	23
GR-579/L/180/WP	22
GR-579/L/90/WP	22
GR-6/UN/61	31
GR-6/UN/62	31
GR-6/UN/64	31
GR-60	30
GR-6079	33
GR-6500	33
GR-6600/ADR	33
GR-6600/ADR	38
GR-6600/REL	38
GR-6600/RM	39
GR-6600/WL	38
GR-750/CBS/24V/ADR/HP/LL	42
GR-750/CBS/HP/LL	58
GR-750/ST/HP/LL	15
GR-751/CBS/24V/ADR/LP/LL	42
GR-751/CBS/LP/LL	58
GR-751/ST/LP/LL	15
GR-752/CBS/24V/ADR/HP/HL	42
GR-752/CBS/HP/HL	58
GR-752/ST/HP/HL	15
GR-753/CBS/24V/ADR/LP/HL	42
GR-753/CBS/LP/HL	58
GR-753/ST/LP/HL	15
GR-7601	38
GR-7602	38
GR-7604	38
GR-7605	38
GR-7610	38
GR-8/leds	9
GR-80/W	29
GR-80/W/SL	29
GR-82/230V	29
GR-82/230V/SQ	29
GR-82/WP/230V	29
GR-82/WP/230V/SQ	29
GR-83	29
GR-8500/300/12	45
GR-8500/300/16	45
GR-8500/300/4	45
GR-8500/300/8	45
GR-8500/600/16	45
GR-8500/600/8	45
GR-8500/PS	39
GR-8500/PS	45
GR-8500/PSC	51
GR-8510	45
GR-8530	45
GR-8600/300/4	39
GR-8600/300/8	39
GR-8600/600/8	39
GR-8610	39
GR-9/leds	9
GR-900/30L/SC	13
GR-926/15L	53

Type	Page
GR-926/15L/24V ACDC	49
GR-926/15L/24VDC	47
GR-926/30L	53
GR-926/30L/24V ACDC	49
GR-926/30L/24VDC	47
GR-926/4P	53
GR-926/6P	53
GR-935/15L	13
GR-935/30L	13
GR-935/4P	13
GR-935/6P	13
GR-936/15L	13
GR-936/30L	13
GR-936/4P	13
GR-936/6P	13
GR-938/15L	13
GR-938/15L/ADR	35
GR-938/30L	13
GR-938/30L/ADR	35
GR-938/30L/LT	13
GR-938/4P	13
GR-938/4P/ADR	35
GR-938/6P	13
GR-938/6P/ADR	35
GR-939/15L	13
GR-939/15L/ADR	35
GR-939/30L	13
GR-939/30L/ADR	35
GR-939/30L/LT	13
GR-939/4P	13
GR-939/4P/ADR	35
GR-939/6P	13
GR-939/6P/ADR	35
GR-940/15L	13
GR-941/15	13
GR-9500/300/4	51
GR-9500/300/8	51
GR-9500/600/8	51
GR-9510	51
GRL-21	24
GRL-21/H/180	24
GRL-21/H/180/WP	23
GRL-21/H/90	24
GRL-21/H/90/WP	23
GRL-22	24
GRL-29	24
GRL-29/WP	23
GRL-37/180	24
GRL-37/180/ADR	37
GRL-37/180/WP	23
GRL-37/180/WP/ADR	37
GRL-37/90	24
GRL-37/90/ADR	37
GRL-37/90/WP	23
GRL-37/90/WP/ADR	37
GRL-38/90/M	24
GRL-39	24
GRL-39/ADR	37
GRL-39/WP	23
GRL-39/WP/ADR	37
GRL-822/EM	21
GRL-824/EM	21
GRL-832/EM	21
GRL-834/EM	21
GRL-842/EM	21
GRL-844/EM	21
GRL-860/EM	57
GRL-870/EM	57
GRL-880/EM	57
GS-506	64
GTD1400X	25
GTD1400X3	25
GTD1700XP	25
GTD2700X	25
GTD2700X3	25
GTD2700XP	25

INDEX

Type	Page
GTD2700XP3	25
IRT200A	8
KIT BS-536/WHCP-BBR	65
KIT BSR-5036/A/WHCP-BBR	70
KIT-77/84	27
KLD-22	20
KLD-22/CBS	56
KLD-22/CBS/24V/ADR	43
KLD-22/ST	20
KLD-30	20
KLD-30/CBS	56
KLD-30/CBS/24V/ADR	43
KLD-30/ST	20
KLR-20	20
KLR-20/CBS	56
KLR-20/CBS/24V/ADR	43
KLR-20/ST	20
LD-12	86
LLB-26/180	22
LLB-26/90	22
LLB-26/CBS	57
LLB-26/CBS/24V/ADR	44
LLB-40/180	22
LLB-40/90	22
LLB-40/CBS	57
LLB-64/180	22
LLB-64/90	22
LLB-64/CBS	57
LPM 2610	78
MLD-28D/w	18
MLD-28S/g	18
MLD-34D/w	18
MLD-34S/g	18
MLD-44D/w	18
MLD-44S/g	18
ND 100GLT	87
NGM 2611	78
NPT34	59
PLD-25/CBS	55
PLD-25/NiMH/M	19
PLD-25/NST	19
PLD-25/SC	19
PSL1100	59
PSL1200	59
PSL2200	59
PSL2400	59
PSL3400	59
PTD1400X	25
PTD1400X3	25
PTD1700XP	25
PTD2700X	25
PTD2700X3	25
PTD2700XP	25
PTD2700XP3	25
RF-42	97
RF-43	97
RF-467	81
RF-467	82
RF-467	84
RF-467	88
RF-468/A	81
RF-50	97
RF-50/T	97
RF-51/A	97
RF-51/A/T	97
RF-51/B	97
RF-51/B/T	97
RF-52/A	97
RF-52/A/D	97
RF-53/A	97
RF-54/A	97
RF-57/A	97
RF-58	98
RF-58/T	98
RSC-TESTKIT	72
RT-11	106

Type	Page
RT-12	106
RT-14	106
RT-15	106
RT-20	108
RT-22	107
RT-22/HACCP	107
RT-24	107
RT-24/HACCP	107
RT-50/HACCP	108
RT-52/HACCP	108
RT-60/HACCP	108
RT-62/HACCP	108
RT-70	108
RT-70/HACCP	108
RT-72	108
RT-72/HACCP	108
RT-74	108
RT-74/HACCP	108
S2W-Humi	103
S2W-Humi+	103
S2W-Humi-Ext+	103
S2W-Temp*	103
S2W-Temp+	103
S2W-Temp-Ext	103
SE-325EC	78
SLD-28/CBS/DZ	55
SLD-28/CBS/DZ/24V ACDC	50
SLD-28/CBS/DZ/24VDC	49
SLD-28/CBS/SP	55
SLD-28/CBS/SP/24V ACDC	50
SLD-28/CBS/SP/24VDC	49
SLD-28/DZ	16
SLD-28/SP	16
SLD-34/CBS/DZ	55
SLD-34/CBS/DZ/24V ACDC	50
SLD-34/CBS/DZ/24VDC	49
SLD-34/CBS/SP	55
SLD-34/CBS/SP/24V ACDC	50
SLD-34/CBS/SP/24VDC	49
SLD-34/DZ	16
SLD-34/SP	16
SLD-44/CBS/DZ	55
SLD-44/CBS/DZ/24V ACDC	50
SLD-44/CBS/DZ/24VDC	49
SLD-44/CBS/SP	55
SLD-44/CBS/SP/24V ACDC	50
SLD-44/CBS/SP/24VDC	49
SLD-44/DZ	16
SLD-44/SP	16
SOLO TEST-KIT 814-101	73
SP-115	12
SP-116	46
SP-116/P/R	34
SP-116/P/R	39
SP-116/P/R	40
SP-116/P/R	10
SP-116/P/R	11
SP-116/P/R	33
SP-116/P/R	46
SP-116/P/R	52
SP-116/P/R	46
TC100N/CNG	76
TC100N/LPG	76
TC100N/PETROL	76
TESTIFIRE 6001	73
TS282EA	77
TS282EA-H	77
TS282EC-S	77
TS282KG	77
TS282KM	77
TS293EA	76
TS293EO	76
TS293ES	76
TS293KG	76
TS293KI	76
TS293KM	76

INDEX

Type	Page
TS293PX	76
TS293PX-H	76
WB-2100/CH	8
WB-2100/CH	41
WB-2100/NC	41
WB-2100/NC	8
WB-2100/WN	8
WB-2100/WN	41
ZLD-28/24V/ADR/EM	42
ZLD-28/CBS/24V ACDC/EM	50
ZLD-28/CBS/24VDC/EM	48
ZLD-28/CBS/EM	54
ZLD-28/EM	17
ZLD-28/EM/ADR	36
ZLD-34/24V/ADR/EM	42
ZLD-34/CBS/24V ACDC/EM	50
ZLD-34/CBS/24VDC/EM	48
ZLD-34/CBS/EM	54
ZLD-34/EM	17
ZLD-34/EM/ADR	36
ZLD-44/CBS/24V ACDC/EM	50
ZLD-44/CBS/24VDC/EM	48
ZLD-44/CBS/EM	54
ZLD-44/EM	17
ZLD-44/EM/ADR	36
NPT34	25
3000/UG4DP	72
63-040-06	72



for a safer world!

Headquarter

72 km Old Highway Thessaloniki Katerini
Postal code 60 300, P.O.Box 06
Eginio - Pieria - Greece

T. +30 23530 51200
F. +30 23530 51486
M. +30 6979720681

info@olympia-electronics.gr

www.olympia-electronics.gr